



2024-1-EN

METERING PUMP

LIGAO METERING PUMP SELECTION GUIDE

LIGAO METERING PUMP TECHNICAL PARAMETER 2024

ZHEJIANG LIGAO PUMP TECHNOLOGY CO.,LTD.

Add : No.227 HuiShu Road.LinHai City,ZheJiang Province.China

Tel:86-576-85289780 Fax:86-576-85668297

E-mail:sales@ligaopumps.com

Website:www.ligaopumps.com

Products are subject to change without prior notice.



LIGAO



Zhejiang Ligao Pump Technology Co., Ltd. was established in 2003 (formerly known as Linhai Ligao Pump Factory). The company is national high-tech enterprise, focusing on the research and development, production, sales, and service of metering pumps, rotary pumps, and dosing systems. The company has passed ISO9001, 14001, 45001, CE certification, etc.

The company has a provincial-level research and development center for metering pumps and rotary pumps, as well as a complete fluid testing platform and laboratory.

We have obtained more than 90 patents, software copyrights, and more than 150 sets of international advanced processing equipment and more than 20 precision testing equipment.

COMPANY
FOUNDED

2003

EXPORT
COUNTRIES

50+

COMPANY
STAFFS

200+

LIGAO

**COMPANY
PROFILE**

LIGAO ADVANTAGE INTRODUCTION

1

Company strength

High tech enterprises
 Drafting unit of the standard for metering pumps
 Drafting unit for the "Zhejiang Manufacturing" standard of "Mechanical Diaphragm Measuring Pump"
 Drafting unit of industry standard for electromagnetic diaphragm metering pump
 Member units of China General Machinery Association
 Member unit of the National Pump Standardization Technical Committee



Production process

Advanced production and inspection equipment
 Strict standard finished product inspection process
 ERP and MES system optimization to provide the fastest product delivery



2

Technological innovation

Participate in product standards and industry group standards
 More than **90** patents and software copyrights have been obtained
 Advanced fluid testing platform and laboratory

3



Service

400-6818-799 National 7 * 24H Service
 Support Hotline
 Overseas **10+** Service Agents
 18 branches and offices in China

4

01-12



DIGITAL METERING PUMP

Digital Metering Pump	02
DMA	03
DMB	04
DMC	05
DMCS	06
JMA	07
JMB	08
JMC	09
JMCS	10
JMS	11
JMP&JMYP&JMGP	12

13-17



SOLENOID METERING PUMP

Solenoid Metering Pump	14
JLM	15
JLM-P	16
JLM-S	17


18-26



MECHANICAL DIAPHRAGM METERING PUMP

Mechanical Diaphragm Metering Pump	19
JBB	20
KD	21
GM	22
GB	23
GD	24
GB-S	25
2JMX	26

27-37



PLUNGER METERING PUMP

Plunger Metering Pump	28
JPX	29
2JX	30
JPZ	31
2TJPZ	32
JPR	33
JPD	34
2TJPD	35
JPG	36
JPW	37

38-48



HYDRAULIC DIAPHRAGM METERING PUMP

Hydraulic Diaphragm Metering Pump	39
JYPX	40
JYPZ	41
2TJYPZ	42
JYPR	43
JYPD	44
2TJYPD	45
JYPG	46
JYPW	47
SYPZ	48

49-50



MULTI PUMP PIPELINE DIAMETER

Multi Pump Pipeline Diameter	50
------------------------------	----

DIGITAL METERING PUMP



SUMMARY

The digital metering pump adopts a DC motor, advanced MCU (micro control unit) and software program customization optimization to achieve precise metering and dosing over a wide range. Mechanical structure of digital metering pump. Simple structure, easy installation and maintenance, integrating multiple intelligent designs into one, with optional manual/automatic, remote/local modes, and monitoring and control in combination with flow, liquid level, pressure, time, safety alarms, and other aspects.

The system utilizes integrated microprocessors for automated computation and feedback, and supports Modbus RTU communication protocol for bidirectional communication. The user-friendly human-machine interface system (HMI/LCD) makes operation more convenient.

TECHNICAL PARAMETER

- Flow range: Mechanical diaphragm pump $Q_{max}=4000L/H$, plunger, hydraulic pump $Q_{max}=45 m^3/h$
- Pressure range: Max for mechanical diaphragm $P_{max}=1.2Mpa$, Max for plunger and hydraulic pump $P_{max}=70Mpa$
- Material : PVC, PVDF,304;316L,904,2205,Ti, Hastelloy C, etc
- Option configuration: Integrated monitoring and control of pressure and liquid level, double diaphragms, etc



LIGAO

Trustworthy Pump Made By Ligao

DMA | DIGITAL METERING PUMP



- Max Flow: Qmax=200L/H
- Max Pressure: Pmax=1.0MPa
- Adjust ratio: 1:1000
- Accuracy: ±1%
- Control: HMI touch screen
- Signal type: 4-20mA input & output/Pulse/Mobbus RTU
- Signal port: 2 ports (8 pins)
- Head and Check Valve Material :PVC;PVDF;SS304;SS316L
- Diaphragm material: Composite PTFE
- Ball Material : Ceramic(DN8&DN10);SS(DN15)
- Ball number : Double balls (DMA7.5-25 with PVC/PVDF); single ball (DMA50-200 with PVC/PVDF); double balls (DMA7.5-120 with SS); Single ball (DMA150-200 with SS)
- O ring Material :Viton (Standard); EPDM/NBR on request
- Liquid temperature range : -20.+90 ° C (SS304/316/316L/PVDF); -5.+50 ° C(PVC)
- Max suction height: 2M
- Power: 220V 50/60Hz single phase
- Funtions: Loop/Batch/Timer/Quantitative/Level or Pressure monitor and alarm/Remote

PERFORMANCE PARAMETER

Model	Flow L/h	Pressure MPa	Diaphragm mm	Power	Connection		
					PVC	PVDF	304/316L
DMA7.5/1.2	7.5	1.2	52	80W	Φ6x9 PEhose	Φ6x9 PE hose	DN8 Welding Union
DMA15/1.0	15	1.0					
DMA25/1.0	25	1.0					
DMA50/1.0	50	1.0	84		DN15 Glue union	Rc1/2" F Thread	DN10 Welding Union
DMA80/0.7	80	0.7					
DMA100/0.7	100	0.7					
DMA120/0.7	120	0.7					
DMA150/0.5	150	0.5					
DMA200/0.3	200	0.3				DN15 Welding Union	

DMB | DIGITAL METERING PUMP



- Max Flow : Qmax=500L/H
- Max Pressure: Pmax=0.7MPa
- Adjust ratio: 1:1000
- Accuracy: ±1%
- Control: HMI touch screen
- Signal type: 4-20mA input & output/Pulse/Mobbus RTU
- Signal port: 2 ports (8 pins)
- Head and Check Valve Material :PVC;PVDF;SS304;SS316L
- Diaphragm material: Composite PTFE
- Ball Material : Ceramic(PVC/PVDF); SS316 (SS)
- Ball number : Single ball
- O ring Material :Viton (Standard); EPDM/NBR on request
- Liquid temperature range : -20.+90 ° C (SS304/316/316L/PVDF); -5.+50 ° C(PVC)
- Max suction height: 2M
- Power: 220V 50/60Hz single phase
- Funtions: Loop/Batch/Timer/Quantitative/Level or Pressure monitor and alarm/Remote

PERFORMANCE PARAMETER

Model	Flow L/h	Pressure MPa	Diaphragm mm	Power	Connection		
					PVC	PVDF	304/316L
DMB170/0.7	170	0.7	112	750W	DN15 Glue Union	Rc3/4" F Thread	DN15 Welding Union
DMB240/0.5	240	0.5					
DMB330/0.5	330	0.5					
DMB400/0.5	400	0.5					
DMB500/0.5	500	0.5			DN20 Glue Union		

DMC | DIGITAL METERING PUMP



- Max Flow: Qmax=1800L/H
- Max Pressure: Pmax=1.0MPa
- Adjust ratio: 1:1000
- Accuracy: ±1%
- Control: HMI touch screen
- Signal type: 4-20mA input & output/Pulse/Mobbus RTU
- Signal port: 2 ports (8 pins)
- Head and Check Valve Material :PVC;PVDF;SS304;SS316L
- Diaphragm material: Composite PTFE
- Ball Material : Ceramic(PVC/PVDF); SS316 (SS)
- Ball number : Single ball
- O ring Material :Viton (Standard); EPDM/NBR on request
- Liquid temperature range : -20.+90 ° C (SS304/316/316L/PVDF); -5.+50 ° C(PVC)
- Max suction height: 2M
- Power: 220V 50/60Hz single phase
- Funtions: Loop/Batch/Timer/Quantitative/Level or Pressure monitor and alarm/Remote

PERFORMANCE PARAMETER

Model	Flow L/h	Pressure MPa	Diaphragm mm	Power	Connection		
					PVC	PVDF	304/316L
DMC240/1.0	240	1.0	148	750W	DN25 Glue Union	Rc1" F Thread or DN25 PVC Flange	Rc1" F Thread
DMC320/1.0	320	1.0					
DMC500/1.0	500	1.0					
DMC680/0.7	680	0.7					
DMC760/0.5	760	0.5					
DMC1000/0.4	1000	0.4	185	1100W	DN40 Glue Union	Rc1½" F Thread or DN40 PVC Flange	Rc1½" F thread
DMC1200/0.4	1200	0.4					
DMC1600/0.3	1600	0.3					
DMC1800/0.3	1800	0.3					

DMCS | DIGITAL METERING PUMP



- Max Flow: Qmax=3600L/H
- Max Pressure: Pmax=0.7MPa
- Adjust ratio: 1:1000
- Accuracy: ±1%
- Control: HMI touch screen
- Signal type: 4-20mA input & output/Pulse/Mobbus RTU
- Signal port: 2 ports (8 pins)
- Head and Check Valve Material :PVC;PVDF;SS304;SS316L
- Diaphragm material: Composite PTFE
- Ball Material : Ceramic(PVC/PVDF); SS316 (SS)
- Ball number : Single ball
- O ring Material :Viton (Standard); EPDM/NBR on request
- Liquid temperature range : -20.+90 ° C (SS304/316/316L/PVDF); -5.+50 ° C(PVC)
- Max suction height: 2M
- Power: 220V 50/60Hz single phase
- Funtions: Loop/Batch/Timer/Quantitative/Level or Pressure monitor and alarm/Remote

PERFORMANCE PARAMETER

Model	Flow L/h	Pressure MPa	Diaphragm mm	Power	Connection		
					PVC	PVDF	304/316L
DMCS1360/0.7	1360	0.7	148	1100W	DN25 Glue Union	Rc1" F Thread or DN25 PVC Flange	Rc1" F Thread
DMCS1500/0.5	1500	0.5					
DMCS2000/0.4	2000	0.4					
DMCS2400/0.4	2400	0.4	185	1100W	DN40 Glue Union	Rc1½" F Thread or DN40 PVC Flange	Rc1½" F thread
DMCS3200/0.3	3200	0.3					
DMCS3600/0.3	3600	0.3					

JMA | DIGITAL METERING PUMP



- Max Flow : Qmax=200L/H
- Max Pressure : Pmax=1.0MPa
- Adjust ratio: 1:1000
- Accuracy: ±1%
- Control: LCD+ Key
- Signal type: 4-20mA input & output/Pulse/Mobbus RTU
- Signal port: 2 ports (4 pins)
- Head and Check Valve Material :PVC;PVDF;SS304;SS316L
- Diaphragm material: Composite PTFE
- Ball Material : Ceramic(DN8&DN10);SS(DN15)
- Ball number : Double balls (JMA7.5-25 with PVC/PVDF); single ball (JMA50-200 with PVC/PVDF); double balls (JMA7.5-120 with SS); Single ball (JMA150-200 with SS)
- O ring Material :Viton (Standard); EPDM/NBR on request
- Liquid temperature range : -20.+90 ° C (SS304/316/316L/PVDF); -5.+50 ° C(PVC)
- Max suction height: 2M
- Power: 220V 50/60Hz single phase
- Funtions: Quantitative/Remote

PERFORMANCE PARAMETER

Model	Flow L/h	Pressure MPa	Diaphragm mm	Power	Connection		
					PVC	PVDF	304/316L
JMA7.5/1.2	7.5	1.2	52	80W	Φ6x9 PEhose	Φ6x9 PE hose	DN8 Welding Union
JMA15/1.0	15	1.0					
JMA25/1.0	25	1.0					
JMA50/1.0	50	1.0	84		DN15 Glue union	Rc1/2" F Thread	DN10 Welding Union
JMA80/0.7	80	0.7					
JMA100/0.7	100	0.7					
JMA120/0.7	120	0.7					
JMA150/0.5	150	0.5					
JMA200/0.3	200	0.3				DN15 Welding Union	

JMB | DIGITAL METERING PUMP



- Max Flow : Qmax=500L/H
- Max Pressure : Pmax=0.7MPa
- Adjust ratio: 1:1000
- Accuracy: ±1%
- Control: LCD+ Key
- Signal type: 4-20mA input & output/Pulse/Mobbus RTU
- Signal port: 2 ports (4 pins)
- Head and Check Valve Material :PVC;PVDF;SS304;SS316L
- Diaphragm material: Composite PTFE
- Ball Material : Ceramic(PVC/PVDF); SS316 (SS)
- Ball number : single ball
- O ring Material :Viton (Standard); EPDM/NBR on request
- Liquid temperature range : -20.+90 ° C (SS304/316/316L/PVDF); -5.+50 ° C(PVC)
- Max suction height: 2M
- Power: 220V 50/60Hz single phase
- Funtions: Quantitative/Remote

PERFORMANCE PARAMETER

Model	Flow L/h	Pressure MPa	Diaphragm mm	Power	Connection		
					PVC	PVDF	304/316L
JMB170/0.7	170	0.7	112	750W	DN15 Glue Union	Rc3/4" F Thread	DN15 Welding Union
JMB240/0.5	240	0.5					
JMB330/0.5	330	0.5					
JMB400/0.5	400	0.5					
JMB500/0.5	500	0.5					

JMC | DIGITAL METERING PUMP



- Max Flow: Qmax=1800L/H
- Max Pressure: Pmax=1.0MPa
- Adjust ratio: 1:1000
- Accuracy: ±1%
- Control: LCD+ Key
- Signal type: 4-20mA input & output/Pulse/Mobbus RTU
- Signal port: 2 ports (4 pins)
- Head and Check Valve Material :PVC;PVDF;SS304;SS316L
- Diaphragm material: Composite PTFE
- Ball Material : Ceramic(PVC/PVDF); SS316 (SS)
- Ball number : Single ball
- O ring Material :Viton (Standard); EPDM/NBR on request
- Liquid temperature range : -20.+90 ° C (SS304/316/316L/PVDF); -5.+50 ° C(PVC)
- Max suction height: 2M
- Power: 220V 50/60Hz single phase
- Funtions: Quantitative/Remote

PERFORMANCE PARAMETER

Model	Flow L/h	Pressure MPa	Diaphragm mm	Power	Connection		
					PVC	PVDF	304/316L
JMC240/1.0	240	1.0	148	750W	DN25 Glue Union	Rc1" F Thread or DN25 PVC Flange	Rc1" F Thread
JMC320/1.0	320	1.0					
JMC500/1.0	500	1.0					
JMC680/0.7	680	0.7					
JMC760/0.5	760	0.5					
JMC1000/0.4	1000	0.4	185	1100W	DN40 Glue Union	Rc1½" F Thread or DN40 PVC Flange	Rc1½" F thread
JMC1200/0.4	1200	0.4					
JMC1600/0.3	1600	0.3					
JMC1800/0.3	1800	0.3					

JMCS | DIGITAL METERING PUMP



- Max Flow: Qmax=3600L/H
- Max Pressure: Pmax=0.7MPa
- Adjust ratio: 1:1000
- Accuracy: ±1%
- Control: LCD+ Key
- Signal type: 4-20mA input & output/Pulse/Mobbus RTU
- Signal port: 2 ports (4 pins)
- Head and Check Valve Material :PVC;PVDF;SS304;SS316L
- Diaphragm material: Composite PTFE
- Ball Material : Ceramic(PVC/PVDF); SS316 (SS)
- Ball number : Single ball
- O ring Material :Viton (Standard); EPDM/NBR on request
- Liquid temperature range : -20.+90 ° C (SS304/316/316L/PVDF); -5.+50 ° C(PVC)
- Max suction height: 2M
- Power: 220V 50/60Hz single phase
- Funtions: Quantitative/Remote

PERFORMANCE PARAMETER

Model	Flow L/h	Pressure MPa	Diaphragm mm	Power	Connection		
					PVC	PVDF	304/316L
JMCS1360/0.7	1360	0.7	148	1100W	DN25 Glue Union	Rc1" F Thread or DN25 PVC Flange	Rc1" F Thread
JMCS1500/0.5	1500	0.5					
JMCS2000/0.4	2000	0.4					
JMCS2400/0.4	2400	0.4	185	1100W	DN40 Glue Union	Rc1½" F Thread or DN40 PVC Flange	Rc1½" F thread
JMCS3200/0.3	3200	0.3					
JMCS3600/0.3	3600	0.3					

JMS | DIGITAL METERING PUMP



- Max Flow: Qmax=60L/H
- Max Pressure: Pmax=1.0MPa
- Adjust ratio: 1:1000
- Accuracy: ±1%
- Control: LCD+ Key
- Signal type: 4-20mA input & output/Pulse/Mobbus RTU
- Signal port: 2 ports (8 pins)
- Head and Check Valve Material :PVC;PVDF;SS304;SS316L
- Diaphragm material: Composite PTFE
- Ball Material : Ceramic
- Ball number : Double balls (JMS7.5-30 with PVC/PVDF); single ball (JMS45-60 with PVC/PVDF); double balls for SS
- O ring Material :Viton (Standard); EPDM/NBR on request
- Liquid temperature range : -20.+90 ° C (SS304/316/316L/PVDF); -5+50 ° C(PVC)
- Max suction height: 2M
- Power: 220V 50/60Hz single phase
- Funtions: Quantitative/Remote/Relay

PERFORMANCE PARAMETER

Model	Flow L/h	Pressure MPa	Diaphragm mm	Power	Connection				
					PVC	PVDF	304/316L		
JMS7.5/1.0	7.5	1.0	52	50W	Φ6x9 PE hose	Φ6x9 PE hose	DN6 Welding Union		
JMS12/1.0	12	1.0	65				DN15 Glue Union	Rc1/2" F Thread	DN10 Welding Union
JMS17/0.8	17	0.8							
JMS30/0.7	30	0.7	65		DN15 Glue Union	Rc1/2" F Thread	DN10 Welding Union		
JMS45/0.6	45	0.6							
JMS60/0.4	60	0.4							

JMP&JMYP&JMGP | EXPLOSION DIGITAL CONTROL PUMP SOLUTION



The DM/JM series digital metering pump adopts a modular design for its digital control software and hardware, which can be applied to a full range of metering pump products such as high force mechanical diaphragm, plunger type, hydraulic diaphragm type.

For explosion-proof digital control applications, the control modular can change to explosion-proof motor. The explosion-proof level is Exd II BT4.

Control instructions same as DM or JM serial pumps. Mechanical part refer to corresponding mechanical , plunger or hydarulic models.

SOLENOID METERING PUMP



LIGAO

Trustworthy Pump Made By Ligao

SUMMARY

Ligao solenoid metering pump is equipped with an electromagnetic motor, which achieves precise metering by changing the shaft speed and frequency. A double ball check valve prevents the working fluid from flowing back. The pump is easy to install, operate, and maintain. They are a compact and economical metering pump suitable for chemically active liquids with medium viscosity.


FEATURES

1. Materials: PVC;PVDF;SS304;SS316L
2. Max Flow: $Q_{max}=20L/H$
3. Max Pressure: $P_{max}=1.0Mpa$
4. Power: 220V 50/60Hz single phase
5. Free accessories: PVC &PVDF (Injection valve,air release valve,foot valve,ceramic holder, 4M PE hose)SS(4M PE hose, ceramic holder)



FREE ACCESSORY PACKAGE

- Including PE hose
- foot valve
- injection valve
- ceramic holder



JLM | SOLENOID METERING PUMP



- Max Flow: Qmax=20L/H
- Max Pressure: Pmax=1.0MPa
- Adjust ratio: 1:100
- Accuracy: ±2%
- Control: Manual stroke+ Frequency speed
- Power: 220V 50/60Hz single phase(standard)110V 50/60Hz single phase on request
- Materials: PVC;PVDF;SS304;SS316L
- Liquid temperature range : -20.+90 ° C (SS304/316/316L/PVDF); -5.+50 ° C(PVC)
- Free accessories: PVC &PVDF (Injection valve,air release valve,foot valve,ceramic holder, 4M PE hose)SS(4M PE hose, ceramic holder)

PERFORMANCE PARAMETER

Model	Flow L/h	Pressure Bar	Speed min ⁻¹	Diaphragm mm	Power	Connection
JLM0110	1.0	10	80	34	28W	Φ5x8 PE hose
JLM0210	2.0	10	140			
JLM0408	4.0	8.0	180			
JLM0505	5.0	5.0	140	41		
JLM0804	8.0	4.0	170			
JLM1003	10	3.0	130	52		
JLM1203	12	3.0	150			
JLM1502	15	2.0	160			
JLM2001	20	1.0	180			

MATERIAL CONSTRUCTION

Material	PVC	PVDF	SS304	SS316L
Diaphragm	Composite PTFE	Composite PTFE	Composite PTFE	Composite PTFE
Valve body	PVC	PVDF	SS304	SS316L
Valve ball	Ceramic	Ceramic	Ceramic	Ceramic
Valve seat	PTFE	PTFE	SS304	SS316L
O ring	Viton	Viton	PTFE	PTFE

Note: EPDM O ring is available

FEATURES

- Digital display the flow rate in percentage
- Both stroke length and frequency speed control
- Wear-free solenoid driving with no bearing
- Injection valve is integrated spring design(
- SS316 for PVC pump; Hastelloy alloy for PVDF pump)

JLM-P | SOLENOID METERING PUMP



- Max Flow: Qmax=20L/H
- Max Pressure: Pmax=1.0MPa
- Adjust ratio: 1:100
- Accuracy: ±2%
- Control: Manual stroke
Frequency speed
4-20mA signal/Pulse
- Power: 220V 50/60Hz single phase(standard)
110V 50/60Hz single phase on request
- Materials: PVC;PVDF;SS304;SS316L
- Liquid temperature range: -20.+90 ° C (SS304/316/316L/PVDF); -5.+50 ° C(PVC)
- Free accessories:PVC &PVDF (Injection valve,air release valve,foot valve,ceramic holder, 4M PE hose)SS(4M PE hose, ceramic holder)

PERFORMANCE PARAMETER

Model	Flow L/h	Pressure Bar	Speed min ⁻¹	Diaphragm mm	Power	Connection
JLM-P0110	1.0	10	80	34	28W	Φ5x8 PE hose
JLM-P0210	2.0	10	140			
JLM-P0408	4.0	8.0	180			
JLM-P0505	5.0	5.0	140	41		
JLM-P0804	8.0	4.0	170			
JLM-P1003	10	3.0	130	52		
JLM-P1203	12	3.0	150			
JLM-P1502	15	2.0	160			
JLM-P2001	20	1.0	180			

MATERIAL CONSTRUCTION

Material	PVC	PVDF	SS304	SS316L
Diaphragm	Composite PTFE	Composite PTFE	Composite PTFE	Composite PTFE
Valve body	PVC	PVDF	SS304	SS316L
Valve ball	Ceramic	Ceramic	Ceramic	Ceramic
Valve seat	PTFE	PTFE	SS304	SS316L
O ring	Viton	Viton	PTFE	PTFE

Note: EPDM O ring is available

FEATURES

- Digital display the flow rate in percentage
- Both stroke length and frequency speed control by manual
- Both signal control by 4-20mA input or pulse control
- Wear-free solenoid driving with no bearing
- Injection valve is integrated spring design(
- SS316 for PVC pump; Hastelloy alloy for PVDF pump)

JLM-S | SOLENOID METERING PUMP



- Max Flow: Qmax=20L/H
- Max Pressure: Pmax=1.0MPa
- Adjust ratio: 1:100
- Accuracy: $\pm 2\%$
- Control: Frequency speed
4-20mA signal/Pulse
Modbus RTU
- Power: 220V 50/60Hz single phase(standard)
110V 50/60Hz single phase on request
- Materials: PVC;PVDF;SS304;SS316L
- Liquid temperature range: -20.+90 ° C (SS304/316/316L/PVDF); -5.+50 ° C(PVC)
- Free accessories: PVC &PVDF (Injection valve,air release valve,foot valve,ceramic holder, 4M PE hose)SS(4M PE hose, ceramic holder)

PERFORMANCE PARAMETER

Model	Flow L/h	Pressure Bar	Speed min ⁻¹	Diaphragm mm	Power	Connecion
JLM-S0110	1.0	10	80	34	28W	Φ5x8 PE hose
JLM-S0210	2.0	10	140			
JLM-S0408	4.0	8.0	180			
JLM-S0505	5.0	5.0	140	41		
JLM-S0804	8.0	4.0	170			
JLM-S1003	10	3.0	130	52		
JLM-S1203	12	3.0	150			
JLM-S1502	15	2.0	160			
JLM-S2001	20	1.0	180			

MATERIAL CONSTRUCTION

Material	PVC	PVDF	SS304	SS316L
Diaphragm	Composite PTFE	Composite PTFE	Composite PTFE	Composite PTFE
Valve body	PVC	PVDF	SS304	SS316L
Valve ball	Ceramic	Ceramic	Ceramic	Ceramic
Valve seat	PTFE	PTFE	SS304	SS316L
O ring	Viton	Viton	PTFE	PTFE

Note: EPDM O ring is available

FEATURES

- Big LCD screen display the flow rate and percentage
- Cumulative flow display and reset
- Frequency speed control by manual
- Signal control by 4-20mA input or pulse control
- Modbus RTU communication
- Wear-free solenoid driving with no bearing
- Injection valve is integrated spring design(SS316 for PVC pump; Hastelloy alloy for PVDF pump)

MECHANICAL DIAPHRAGM METERING PUMP

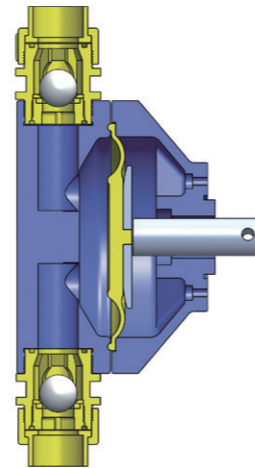


LIGAO

Trustworthy Pump Made By Ligao

SUMMARY

Mechanical diaphragm metering pump is a reciprocating positive displacement pump with adjustable flow rate and diaphragm drive at the flow end. The motor drives the worm gear pair and drives the adjustable eccentric mechanism to drive the connecting rod to move the diaphragm back and forth. The liquid end of the pump forms a volume chamber with the help of the periodic reciprocating deformation of the diaphragm. By alternately opening and closing the inlet and outlet one-way valves, the medium is sucked in and discharged.



FEATURES

1. The high-precision transmission structure drives the mechanical diaphragm to move back and forth, with high flow accuracy, simple structure, and convenient maintenance.
2. Adopting diaphragm static pressure sealing, non dynamic sealing, safe and leak free, the diaphragm completely isolates the medium, and there is no pollution.
3. Five layer composite PTFE diaphragm (Wetted part is PTFE+ EPDM rubber+ SS supporting iron core+reinforced nylon+EPDM rubber)
4. The back of the diaphragm has a reinforced plate, which improves flow accuracy and extends the service life of the diaphragm.
5. The outlet pressure is generally within 1.2 MPa.
6. The max viscosity can up to 2000cps(viscosity over 200cps flow rate will reduce.)
7. For high viscosity, suggest change to spring check vavles(only SS check valves available)
8. The diaphragm plate behind the diaphragm is equipped with exhaust and overflow holes to prevent secondary damage caused by diaphragm rupture.
9. Optional double diaphragms with diaphragm rupture detection and alarm device.
10. Optional metering pump stroke controller for a wider range of automated control.



JBB | MECHANICAL DIAPHRAGM METERING PUMP



- Max Flow: Qmax=150L/H@50Hz; 180L/H@60Hz
- Max Pressure: Pmax=1.0MPa
- Adjust ratio: 1:10
- Accuracy: ±2%
- Control: Manual stroke
- PTFE Material : Composite PTFE
- Head and Check Valve Material : PVC;PVDF;PTFE;SS304;SS316L
- Ball Material : Ceramic
- O ring Material :EPDM(PVC model)
Viton(PVDF model)
PTFE gasket(SS model)
- Liquid temperature range : -20.+90 ° C (SS304/316/316L/PVDF); -5.+50 ° C(PVC)
- Power: 220V 50Hz single phase or 380v 50Hz 3PH on standard
DC Motor and other power on request
- Free accessories(Hose connection only): PVC &PVDF (Injection valve, foot valve,ceramic holder, 3M PE hose)

PERFORMANCE PARAMETER

Model	Flow(L/h)		Pressure Mpa	SPM	Diaphragm mm	Power
	50Hz	60Hz				
JBB15/1.0	15	18	1.0	100	65	60W
JBB25/1.0	25	30	1.0	100		
JBB40/0.7	40	48	0.7	150		
JBB60/0.6	60	72	0.6	100	84	
JBB80/0.5	80	96	0.5	100		
JBB100/0.4	100	120	0.4	150		
JBB130/0.4	130	156	0.4	150		
JBB150/0.4	150	180	0.4	150		

Note: 1. DC motor flow rate will be increased.

MATERIAL CONSTRUCTION

Model	PVC	PVDF/PTFE	SS304	SS316L
JBB15-JBB40	6*9mm PE Hose	RC 1/2" F Thread	DN10 Welding Union	DN10 Welding Union
JBB60-JBB150	DN15 Glue Union	RC 1/2" F Thread	DN10 Welding Union	DN10 Welding Union

- Note: 1. JBB60-160 PVC model options for 10*14mm PE hose connection.
2. JBB15-40 PVDF model options for 6*9mm PE hose connection.
3. JBB60-150 PVDF model options for 10*14mm PE hose connection.

KD | MECHANICAL DIAPHRAGM METERING PUMP



- Max Flow: Qmax=180L/H@50Hz;216L/H@60Hz
- Max Pressure: Pmax=0.8MPa
- Adjust ratio: 1:10
- Accuracy: ±2%
- Control: Manual stroke
- PTFE Material : Composite PTFE
- Head and Check Valve Material : PVC;PVDF;PTFE;SS304;SS316L
- Ball Material : Ceramic
- O ring Material :EPDM(PVC model)
Viton(PVDF model)
PTFE gasket(SS model)
- Liquid temperature range : -20.+90 ° C (SS304/316/316L/PVDF); -5.+50 ° C(PVC)
- Power: standard IE3 380V 50Hz 3ph ; others on request; VFmotor;Explosion-proof Motor

PERFORMANCE PARAMETER

Model	Flow(L/h)		Pressure Mpa	SPM	Diaphragm mm	Power
	50Hz	60Hz				
KD15/0.8	15	18	0.8	48	65	0.18KW
KD20/0.8	20	24	0.8	48		
KD40/0.8	40	48	0.8	96		
KD60/0.6	60	72	0.6	48	84	
KD80/0.6	80	96	0.6	96		
KD120/0.5	120	144	0.5	96		
KD180/0.5	180	216	0.5	144		

MATERIAL CONSTRUCTION

Model	PVC	PVDF/PTFE	SS304	SS316L
KD15-KD40	6*9mm PE Hose	RC 1/2" F Thread	DN10 Welding Union	DN10 Welding Union
KD60-KD180	DN15 Glue Union	RC 1/2" F Thread	DN10 Welding Union	DN10 Welding Union

GM | MECHANICAL DIAPHRAGM METERING PUMP



- Max Flow: Qmax=500L/H@50Hz;600L/H@60Hz
- Max Pressure: Pmax=1.2MPa
- Adjust ratio: 1:200
- Accuracy: ±2%
- Control: Manual stroke
- PTFE Material : Composite PTFE
- Head and Check Valve Material : PVC;PVDF;PTFE;SS304;SS316L
- Ball Material : Ceramic
- O ring Material :EPDM(PVC model)
Viton(PVDF model)
PTFE gasket(SS model)
- Liquid temperature range : -20.+90 ° C (SS304/316/316L/PVDF); -5.+50 ° C(PVC)
- Power: standard IE3 380V 50Hz 3ph ; others on request; VFmotor; Explosion-proof Motor
- Automatic control options: Auto stroke controller; VFD with VF Motor

PERFORMANCE PARAMETER

Model	Flow(L/h)		Pressure Mpa	SPM	Diaphragm mm	Power
	50Hz	60Hz				
GM10/1.2	10	12	1.2	48	65	0.37KW
GM25/1.0	25	30	1.0	48		
GM50/1.0	50	60	1.0	96		
GM90/0.7	90	108	0.7	48	112	
GM120/0.7	120	144	0.7	48		
GM170/0.7	170	204	0.7	96		
GM240/0.5	240	288	0.5	96		
GM330/0.5	330	396	0.5	96		
GM400/0.5	400	480	0.5	144		
GM500/0.5	500	600	0.5	144		

MATERIAL CONSTRUCTION

Model	PVC	PVDF/PTFE	SS304	SS316L
GM10-GM25	6*9mm PE Hose	RC 1/2" F Thread	DN10 Welding Union	DN10 Welding Union
GM50-GM120	DN15 Glue Union	RC 1/2" F Thread	DN10 Welding Union	DN10 Welding Union
GM170-GM330	DN15 Glue Union	RC 3/4" F Thread	DN15 Welding Union	DN15 Welding Union
GM400-GM500	DN20 Glue Union	RC 3/4" F Thread	DN15 Welding Union	DN15 Welding Union

GB | MECHANICAL DIAPHRAGM METERING PUMP



- Max Flow: Qmax=1800L/H@50Hz;2160L/H@60Hz
- Max Pressure: Pmax=1.0MPa
- Adjust ratio: 1:200
- Accuracy: ±2%
- Control: Manual stroke
- PTFE Material : Composite PTFE
- Head and Check Valve Material : PVC;PVDF;PTFE;SS304;SS316L
- Ball Material : Ceramic (PVC&PVDF)
SS316 (SS)
- O ring Material :EPDM(PVC model)
Viton(PVDF model)
PTFE gasket(SS model)
- Liquid temperature range : -20.+90 ° C (SS304/316/316L/PVDF); -5.+50 ° C(PVC)
- Power: standard IE3 380V 50Hz 3ph ; others on request;VfMotor; Explosion-proof Motor
- Automatic control options: Auto stroke controller; VFD with VF Motor

PERFORMANCE PARAMETER

Model	Flow(L/h)		Pressure Mpa	SPM	Diaphragm mm	Power
	50Hz	60Hz				
GB240/1.0	240	288	1.0	48	148	0.75KW
GB320/1.0	320	384	1.0	48		
GB500/1.0	500	600	1.0	96		
GB680/0.7	680	816	0.7	96		
GB760/0.5	760	912	0.5	144		
GB1000/0.4	1000	1200	0.4	144		
GB1200/0.4	1200	1440	0.4	96	185	1.1KW
GB1600/0.3	1600	1920	0.3	144		
GB1800/0.3	1800	2160	0.3	144		

MATERIAL CONSTRUCTION

Model	PVC	PVDF/PTFE	SS304	SS316L
GB240-GB1000	DN25 Glue Union	DN25 PVC Flange	RC1" F Thread	RC1" F Thread
GB1200-GB1800	DN40 Glue Union	DN40 PVC Flange	RC1.5" F Thread	RC1.5" F Thread

Note: 1. GB240-GB1800 PVDF&PTFE model options for RC 1" F thread connection.
2. GB1200-GB1800 PVDF&PTFE model options for RC 1.5" F thread connection.

GD | MECHANICAL DIAPHRAGM METERING PUMP



- Max Flow: Qmax=6000L/H@50Hz;7200L/H@60Hz
- Max Pressure: Pmax=0.8MPa
- Adjust ratio: 1:200
- Accuracy: ±2%
- Control: Manual stroke
- PTFE Material : Composite PTFE
- Head and Check Valve Material : PVC;PVDF;PTFE;SS304;SS316L
- Ball Material : Ceramic (PVC&PVDF)
SS316 (SS)
- O ring Material :EPDM(PVC model)
Viton(PVDF model)
PTFE gasket(SS model)
- Liquid temperature range : -20.+90 ° C (SS304/316/316L/PVDF); -5.+50 ° C(PVC)
- Power: standard IE3 380V 50Hz 3ph ; others on request;VfMotor; Explosion-proof Motor
- Automatic control options: Auto stroke controller; VFD with VF Motor

PERFORMANCE PARAMETER

Model	Flow(L/h)		Pressure Mpa	SPM	Diaphragm mm	Power
	50Hz	60Hz				
GD2000/0.8	2000	2400	0.8	96	260	3KW
GD3000/0.7	3000	3600	0.7	144		
GD4000/0.7	4000	4800	0.7	96		
GB6000/0.5	6000	7200	0.5	144		

MATERIAL CONSTRUCTION

Model	PVC	PVDF/PTFE	SS304	SS316L
GD2000/0.8-GD3000/0.7	DN50 Flange	DN50 Flange	DN50 Flange	DN50 Flange
GD4000/0.7-GB6000/0.5	DN65 Flange	DN65 Flange	DN65 Flange	DN65 Flange

GB-S | MECHANICAL DIAPHRAGM METERING PUMP



- Max Flow : Qmax=3600L/H@50Hz;4320L/H@60Hz
- Max Pressure : Pmax=0.7MPa
- Adjust ratio: 1:200
- Accuracy: ±2%
- Control: Manual stroke
- PTFE Material : Composite PTFE
- Head and Check Valve Material : PVC;PVDF;PTFE;SS304;SS316L
- Ball Material : Ceramic (PVC&PVDF)
SS316 (SS)
- O ring Material :EPDM(PVC model)
Viton(PVDF model)
PTFE gasket(SS model)
- Liquid temperature range : -20.+90 ° C (SS304/316/316L/PVDF); -5.+50 ° C(PVC)
- Power: standard IE3 380V 50Hz 3ph ; others on request;VFmotor; Explosion-proof Motor
- Automatic control options: Auto stroke controller; VFD with VF Motor; LIGAO digital control module(see JMCS model)

PERFORMANCE PARAMETER

Model	Flow(L/h)		Pressure Mpa	SPM	Diaphragm mm	Power
	50Hz	60Hz				
GB-S 1360/0.7	1360	1632	0.7	96	148	1.1KW
GB-S 1500/0.5	1500	1800	0.5	144		
GB-S 2000/0.4	2000	2400	0.4	144		
GB-S 2400/0.4	2400	2880	0.4	96	185	
GB-S 3200/0.3	3200	3840	0.3	144		
GB-S 3600/0.3	3600	4320	0.3	144		

MATERIAL CONSTRUCTION

Model	PVC	PVDF/PTFE	SS304	SS316L
GB-S1360~GB-S2000	DN25 Glue Union	DN25 PVC Flange	RC1" F Thread	RC1" F Thread
GB-S2800~GB-S3600	DN40 Glue Union	DN40 PVC Flange	RC1.5" F Thread	RC1.5" F Thread

Note: 1. GB-S1360~GB-S2000 PVDF&PTFE model options for RC 1" F thread connection.
2. GB-S2800~GB-S3600 PVDF&PTFE model options for RC 1.5" F thread connection.

2JMX | MECHANICAL DIAPHRAGM METERING PUMP



- Max Flow : Qmax=240L/H@50Hz;288L/H@60Hz
- Max Pressure : Pmax=0.8MPa
- Adjust ratio: 1:100
- Accuracy: ±2%
- Control: Manual stroke
- PTFE Material : Composite PTFE
- Head and Check Valve Material : PVC;PVDF;PTFE;SS304;SS316L
- Ball Material : Ceramic
- O ring Material :EPDM(PVC model)
Viton(PVDF model)
PTFE gasket(SS model)
- Liquid temperature range : -20.+90 ° C (SS304/316/316L/PVDF); -5.+50 ° C(PVC)
- Power: standard IE3 380V 50Hz 3ph ; others on request;VFmotor; Explosion-proof Motor
- Automatic control options: VFD with VF Motor

PERFORMANCE PARAMETER

Model	Flow(L/h)		Pressure Mpa	SPM	Diaphragm mm	Power
	50Hz	60Hz				
2JMX40/0.8	40	48	0.8	48	60	0.37KW
2JMX80/0.6	80	96	0.6	96		
2JMX120/0.5	120	144	0.5	48		
2JMX160/0.5	160	192	0.5	96	95	
2JMX200/0.4	200	240	0.4	96		
2JMX240/0.4	240	288	0.4	96		

MATERIAL CONSTRUCTION

Model	PVC	PVDF/PTFE	SS304	SS316L
2JMX40-2JMX80	6*9mm PE Hose	RC 1/2" F Thread	DN10 Welding Union	DN10 Welding Union
2JMX120-2JMX240	DN15 Glue Union	RC 1/2" F Thread	DN10 Welding Union	DN10 Welding Union

PLUNGER METERING PUMP



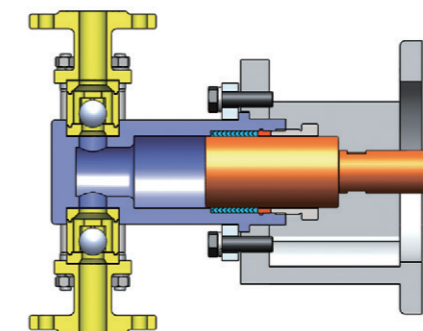
LIGAO

Trustworthy Pump Made By Ligao

SUMMARY

Plunger metering pump is a reciprocating displacement pump with adjustable flow rate and plunger drive at the flow end. The motor drives the worm gear pair and drives the adjustable eccentric mechanism to drive the connecting rod to drive the plunger for reciprocating motion. The hydraulic end of the piston forms a volumetric chamber with the help of the reciprocating motion of the plunger, and the medium is sucked in and discharged through the alternating opening and closing of the inlet and outlet one-way valves.

The maximum flow rate for single pump head is $\leq 21300\text{L/H}$, and the maximum pressure is $\leq 50\text{MPa}$.



FEATURES

1. The integral adjustable eccentric mechanism of the invention patent is efficient and reliable, and the stroke can be infinitely adjusted from 0 to 100%. The stability accuracy and reproducibility accuracy of the metering pump are! The linear accuracy can reach $\pm 1\%$.
2. The unique all ceramic and spray ceramic plungers have high hardness, strong corrosion resistance, and high surface smoothness.
3. Unique packing sealing components with superior self sealing performance, combined with ceramic plungers, greatly improve service life and maintenance costs.
4. Diversified high-precision one-way valve components (ball type, stacked valve type, angle valve type, etc.), vulnerable parts such as valve seats can be used on both sides, reducing usage costs and improving maintenance efficiency.
5. Customizable hydraulic end heating/cooling/insulation pump head and sealing components to increase the temperature adaptation range of the pump.

JPX | PLUNGER METERING PUMP




- Max Flow: Qmax=230L/H@50Hz;276L/H@60Hz
- Max Pressure: Pmax=40MPa
- Adjust ratio: 1:200
- Accuracy: ±1%
- Control: Manual stroke
- Head and Check Valve Material : SS304;SS316L;Others on request
- Plunger Material : Ceramic (plunger 6mm-10mm)
SS coated with ceramic(plunger 12mm and above)
- Packing Seal Material : PTFE ring+ SS ring
- Ball Material :Ceramic(DN6)
SS316(DN10&DN15)
- Ball Quantity. : two balls(DN6&DN10)
single ball(DN15)
- Gasket Material :PP(Standard); PTFE (Temperature 100-150° C) ;Copper(Temperature above 150 ° C)
- Liquid temperature range : -20.+130 ° C (SS304/316/316L); above 130° C have to be with cooling ;max 350° C
- Power: standard IE3 380V 50Hz 3ph ; others on request;VfMotor; Explosion-proof Motor
- Automatic control options: Auto stroke controller; VFD with VF Motor;LIGAO Digital DC Motor Module(220V single phase)

PERFORMANCE PARAMETER

Model	Flow(L/h)		Pressure Mpa	Plunger mm	SPM	Motor	Connection
	50Hz	60Hz					
JPX1/40	1	1.2	40	6	96	0.37KW	DN6 Welding Union
JPX2/40	2	2.4	40	6			
JPX4/33	4	4.8	33	8			
JPX8/21	8	9.6	21	10			
JPX11/14	11	13.2	14	12			
JPX20/8	20	24	8	16	96	0.37KW	DN10 Welding Union
JPX33/5	33	39.6	5	20			
JPX52/3.3	52	62.4	3.3	25			
JPX65/2.6	65	78	2.6	28			
JPX88/2.0	88	105.6	2	32			
JPX105/1.7	105	126	1.7	35	96	0.37KW	DN15 Welding Union
JPX125/1.4	125	150	1.4	38			
JPX155/1.1	155	186	1.1	42			
JPX190/1.0	190	228	1	38	144	0.37KW	DN15 Welding Union
JPX230/0.8	230	276	0.8	42			

Note: Double or multiple heads can be mounted on one pump base. (Pressure will reduce if power not increased)

2JX | PLUNGER METERING PUMP




- Max Flow: Qmax=450L/H@50Hz;540L/H@60Hz
- Max Pressure: Pmax=40MPa
- Adjust ratio: 1:100
- Accuracy: ±1%
- Control: Manual stroke
- Head and Check Valve Material: SS304;SS316L;Others on request
- Plunger Material: Ceramic (plunger 6mm-10mm)
SS coated with ceramic(plunger 12mm and above)
- Packing Seal Material : PTFE ring+ SS ring
- Ball Material: Ceramic(DN6)
SS316(DN10&DN15)
- Ball Quantity: two balls(DN6&DN10)
single ball(DN15)
- Gasket Material :PP(Standard); PTFE (Temperature 100-150° C) ;Copper(Temperature above 150 ° C)
- Liquid temperature range : -20.+130 ° C (SS304/316/316L); above 130° C have to be with cooling ;max 350° C
- Power: standard IE3 380V 50Hz 3ph ; others on request;VfMotor; Explosion-proof Motor
- Automatic control options: Auto stroke controller; VFD with VF Motor;LIGAO Digital DC Motor Module(220V single phase)

PERFORMANCE PARAMETER

Model	Flow(L/h)		Pressure Mpa	Plunger mm	SPM	Motor	Connection
	50Hz	60Hz					
2JX4/40	4	4.8	40	6	96	0.37KW	DN6 Welding Union
2JPX8/26	8	9.6	26	8			
2JX16/14	16	19.2	14	10			
2JX22/10	22	26.4	10	12			
2JX40/5.4	40	48	5.4	16			
2JX60/3.5	60	72	3.5	20	96	0.37KW	DN10 Welding Union
2JX100/2.2	100	120	2.2	25			
2JX130/1.7	130	156	1.7	28			
2JX170/1.3	170	204	1.3	32			
2JX200/1.0	200	240	1	35			
2JX250/0.8	250	300	0.8	38	96	0.37KW	DN15 Welding Union
2JX300/0.6	300	360	0.6	42			
2JX380/0.6	380	456	0.6	38			
2JX450/0.5	450	540	0.5	42	144	0.37KW	DN15 Welding Union

Note: Above flow rate is for duplex heads.

JPZ | PLUNGER METERING PUMP



- Max Flow : Qmax=820L/H@50Hz;984L/H@60Hz
- Max Pressure : Pmax=50MPa
- Adjust ratio: 1:200
- Accuracy: ±1%
- Control: Manual stroke
- Head and Check Valve Material : SS304;SS316L;Others on request
- Plunger Material : Ceramic (plunger 6mm-10mm)
SS coated with ceramic(plunger 12mm and above)
- Packing Seal Material : PTFE ring+ SS ring
- Ball Material :Ceramic(DN6)
SS316(DN10&DN15&DN25)
- Ball Quantity. : two balls(DN6&DN10)
single ball(DN15&DN25)
- Gasket Material :PP(Standard); PTFE (Temperature 100-150 ° C) ;Copper(Temperature above 150 ° C)
- Liquid temperature range : -20.+130 ° C (SS304/316/316L); above 130° C have to be with cooling ;max 350° C
- Power: standard IE3 380V 50Hz 3ph ; others on request;VfMotor; Explosion-proof Motor
- Automatic control options: Auto stroke controller; VFD with VF Motor;LIGAO Digital DC Motor Module(220V single phase)

PERFORMANCE PARAMETER

Model	Flow(L/h)		Pressure Mpa	Plunger mm	SPM	Motor	Connection
	50Hz	60Hz					
JPZ5/50	5	6	50	8	96	0.75KW	DN6 Welding Union
JPZ9/44	9	10.8	44	10			
JPZ14/30	14	16.8	30	12			
JPZ26/17	26	31.2	17	16	96	0.75KW	DN10Welding Union
JPZ42/10	42	50.4	10	20			
JPZ66/7	66	79.2	7	25			
JPZ85/5.5	85	102	5.5	28			
JPZ110/4.0	110	132	4	32			
JPZ135/3.3	135	162	3.3	35	96	0.75KW	DN15 Welding Union
JPZ160/2.8	160	192	2.8	38			
JPZ200/2.3	200	240	2.3	42			
JPZ225/2.0	225	270	2	45			
JPZ280/1.7	280	336	1.7	50			
JPZ335/1.3	335	402	1.3	55			
JPZ400/1.1	400	480	1.1	60	96	0.75KW	DN25 Flange (HG/T20592RF)
JPZ470/0.9	470	564	0.9	65			
JPZ550/0.8	550	660	0.8	70			
JPZ600/0.7	600	720	0.7	60			
JPZ700/0.6	700	840	0.6	65			
JPZ820/0.5	820	984	0.5	70			

Note: Double or multiple heads can be mounted on one pump base. (Pressure will reduce if power not increased)

2TJPZ | PLUNGER METERING PUMP

- Max Flow : Qmax=1600L/H@50Hz;1920L/H@60Hz
- Max Pressure : Pmax=50MPa
- Accuracy: ±1%
- Control: 1.Fixed ratio(No manual adjusting knob)
2.VFD with VF Motor;Digital Servo Motor Module(380V 3 phase)
- Head and Check Valve Material : SS304;SS316L;Others on request
- Plunger Material : Ceramic (plunger 8mm-10mm)
SS coated with ceramic(plunger 12mm and above)
- Packing Seal Material : PTFE ring+ SS ring
- Ball Material :Ceramic(DN6)
SS316(DN10&DN15&DN25)
- Ball Quantity. : two balls(DN6&DN10)
single ball(DN15&DN25)
- Gasket Material :PP(Standard); PTFE (Temperature 100-150 ° C) ;Copper(Temperature above 150 ° C)
- Liquid temperature range : -20.+130 ° C (SS304/316/316L); above 130° C have to be with cooling ;max 350° C
- Power: standard IE3 380V 50Hz 3ph ; others on request;VfMotor; Explosion-proof Motor

PERFORMANCE PARAMETER

Model	Flow(L/h)		Pressure Mpa			Plunger mm	SPM	Connection
	50Hz	60Hz	0.75KW	1.1KW	1.5KW			
2TJPZ10/50	10	12	50	/	/	8	96	DN6 Welding Union
2TJPZ18/(35/50)	18	21.6	35	50	/	10		
2TJPZ28/(24/36/50)	28	33.6	24	36	50	12		
2TJPZ50/(14/22/30)	50	60	14	22	30	16	96	DN10Welding Union
2TJPZ80/(8/14/19)	80	96	8	14	19	20		
2TJPZ130/(5.5/9/13)	130	156	5.5	9	13	25		
2TJPZ170/(4.4/7/10)	170	204	4.4	7	10	28		
2TJPZ220/(3.2/5.5/7)	220	264	3.2	5.5	7	32		
2TJPZ260/(2.7/4.5/6.5)	260	312	2.7	4.5	6.5	35	96	DN15 Welding Union
2TJPZ310/(2.2/3.8/5.5)	310	372	2.2	3.8	5.5	38		
2TJPZ380/(1.9/3/4.4)	380	456	1.9	3	4.4	42		
2TJPZ440/(1.6/2.6/3.8)	440	528	1.6	2.6	3.8	45		
2TJPZ550/(1.3/2.2/3.1)	550	660	1.3	2.2	3.1	50		
2TJPZ660/(1.1/1.7/2.6)	660	792	1	1.7	2.6	55		
2TJPZ800/(0.9/1.5/2.2)	800	960	0.9	1.5	2.2	60	96	DN25 Flange (HG/T20592RF)
2TJPZ950/(0.8/1.3/1.8)	950	1140	0.8	1.3	1.8	65		
2TJPZ1100/(0.7/1.1/1.5)	1100	1320	0.7	1.1	1.5	70		
2TJPZ1200/(0.6/1/1.4)	1200	1440	0.6	1	1.4	60		
2TJPZ1400/(0.5/0.9/1.2)	1400	1680	0.5	0.9	1.2	65		
2TJPZ1600/(0.4/0.7/1)	1600	1920	0.4	0.7	1	70	144	

Note: 1. The pump is a single pump chamber double pump heads without adjustment.
2. The connection is for a single pump head. The diameter of the total inlet and outlet manifold refer to Multi Pump Pipeline Table.

JPR | PLUNGER METERING PUMP




- Max Flow: Qmax=1620L/H@50Hz;1944L/H@60Hz
- Max Pressure: Pmax=50MPa
- Adjust ratio: 1:200
- Accuracy: ±1%
- Control: Manual stroke
- Head and Check Valve Material : SS304;SS316L;Others on request
- Plunger Material : SS coated with ceramic
- Packing Seal Material : PTFE ring+ SS ring
- Ball Material : SS316
- Ball Quantity : two balls(DN10)
single ball(DN15&DN25&DN40)
- Gasket Material :PP(Standard); PTFE (Temperature 100-150° C) ;Copper(Temperature above 150 ° C)
- Liquid temperature range : -20.+130 ° C (SS304/316/316L); above 130° C have to be with cooling ;max 350° C
- Power: standard IE3 380V 50Hz 3ph ; others on request;VFmotor; Explosion-proof Motor
- Automatic control options: Auto stroke controller; VFD with VF Motor;LIGAO Digital Servo Motor Module(380V 3 phase)

PERFORMANCE PARAMETER

Model	Flow(L/h)		Pressure Mpa	Plunger mm	SPM	Motor	Connection
	50Hz	60Hz					
JPR15/50	15	18	50	12	96	1.5KW	DN10 Welding Union
JPR30/28	30	36	28	16			
JPR50/18	50	60	18	20			
JPR80/11	80	96	11	25			
JPR100/9	100	120	9	28			
JPR135/7	135	162	7	32	96		DN15 Welding Union
JPR160/5.8	160	192	5.8	35			
JPR190/5.0	190	228	5	38			
JPR230/4.0	230	276	4	42			
JPR265/3.5	265	318	3.5	45			
JPR330/2.9	330	396	2.9	50	96	DN25 Flange (HG/T20592RF)	
JPR400/2.3	400	480	2.3	55			
JPR480/2.0	480	576	2	60			
JPR560/1.7	560	672	1.7	65			
JPR650/1.5	650	780	1.5	70			
JPR750/1.3	750	900	1.3	75	96	DN40 Flange (HG/T20592RF)	
JPR850/1.1	850	1020	1.1	80			
JPR960/0.9	960	1152	0.9	85			
JPR1080/0.8	1080	1296	0.8	90			
JPR1280/0.8	1280	1536	0.8	80			
JPR1450/0.7	1450	1740	0.7	85	144	DN50 Flange (HG/T20592RF)	
JPR1620/0.6	1620	1944	0.6	90			

Note: Double or multiple heads can be mounted on one pump base. (Pressure will reduce if power not increased)

JPD | PLUNGER METERING PUMP



- Max Flow: Qmax=3720L/H@50Hz;4464L/H@60Hz
- Max Pressure: Pmax=50MPa
- Adjust ratio: 1:400
- Accuracy: ±1%
- Control: Manual stroke
- Head and Check Valve Material : SS304;SS316L;Others on request
- Plunger Material : SS coated with ceramic
- Packing Seal Material : PTFE ring+ SS ring
- Ball Material : SS316
- Ball Quantity : two balls(DN10&DN15)
single ball(DN25&DN40)
90 ° Angle valve (DN50)(without balls)
- Gasket Material :PP(Standard); PTFE (Temperature 100-150° C) ;Copper(Temperature above 150 ° C)
- Liquid temperature range : -20.+130 ° C (SS304/316/316L); above 130° C have to be with cooling ;max 350° C
- Power: standard IE3 380V 50Hz 3ph ; others on request;VFmotor; Explosion-proof Motor
- Automatic control options: Electric actuator; VFD with VF Motor;LIGAO Digital Servo Motor Module(380V 3 phase)

PERFORMANCE PARAMETER

Model	Flow(L/h)		Pressure Mpa		Plunger mm	SPM	Connection
	50Hz	60Hz	3kW	4kW			
JPD28/50	28	33.6	50	/	12	96	DN10 Welding Union
JPD53/(40/50)	53	63.6	40	50	16		
JPD85/(25/35)	85	102	25	35	20		
JPD135/(16/22)	135	162	16	22	25		
JPD170/(12/17)	170	204	12	17	28		
JPD220/(9/13)	220	264	9	13	32	96	DN15 Flange (HG/T20615TG)
JPD320/(6.8/9)	320	384	6.8	9	38		
JPD390/(5.6/8)	390	468	5.6	8	42		
JPD450/(4.8/7)	450	540	4.8	7	45		
JPD550/(4/5.6)	550	660	4	5.6	50		
JPD670/(3.4/4.7)	670	804	3.4	4.7	55	96	DN25 Flange (HG/T20615TG) (HG/T20592RF)
JPD800/(2.8/4)	800	960	2.8	4	60		
JPD940/(2.3/3.3)	940	1128	2.3	3.3	65		
JPD1100/(2/2.8)	1100	1320	2	2.8	70		
JPD1250/(1.8/2.5)	1250	1500	1.8	2.5	75		
JPD1430/(1.6/2.2)	1430	1716	1.6	2.2	80	96	DN40 Flange (HG/T20592RF)
JPD1620/(1.4/2)	1620	1944	1.4	2	85		
JPD1820/(1.2/1.7)	1820	2184	1.2	1.7	90		
JPD2010/(1.1/1.5)	2010	2412	1.1	1.5	95		
JPD2250/(0.9/1.3)	2250	2700	0.9	1.3	100		
JPD2480/(0.8/1.1)	2480	2976	0.8	1.1	105	144	DN50 Flange (HG/T20592RF)
JPD2720/(0.8/1)	2720	3264	0.8	1	90		
JPD3050/(0.7/0.9)	3050	3660	0.7	0.9	95		
JPD3380/(0.6/0.8)	3380	4056	0.6	0.8	100		
JPD3720/(0.5/0.7)	3720	4464	0.5	0.7	105		

Note: Double or multiple heads can be mounted on one pump base. (Pressure will reduce if power not increased)

2TJPD | PLUNGER METERING PUMP


- Max Flow: Qmax=7300L/H@50Hz;8760L/H@60Hz
- Max Pressure: Pmax=50MPa
- Adjust ratio: 1:400
- Accuracy: ±1%
- Control: 1.Fixed ratio(No manual adjusting knob)
- 2.VFD with VF Motor; Digital Servo Motor Module(380V 3 phase)
- Head and Check Valve Material : SS304;SS316L;Others on request
- Plunger Material : SS coated with ceramic
- Packing Seal Material : PTFE ring+ SS ring
- Ball Material : SS316
- Ball Quantity. : two balls(DN10&DN15)
single ball(DN25&DN40)
- 90 ° Angle valve (DN50)(without balls)
- Gasket Material :PP(Standard); PTFE (Temperature 100-150 ° C) ;Copper(Temperature above 150 ° C)
- Liquid temperature range : -20.+130 ° C (SS304/316/316L); above 130° C have to be with cooling ;max 350° C
- Power: standard IE3 380V 50Hz 3ph ; others on request;VfMotor; Explosion-proof Motor

PERFORMANCE PARAMETER

Model	Flow(L/h)		Pressure Mpa		Plunger mm	SPM	Connection
	50Hz	60Hz	3kW	4kW			
2TJPD55/50	55	66	50	/	12	96	DN10 Welding Union
2TJPD105/(32/50)	105	126	32	50	16		
2TJPD165/(20/29)	165	198	20	29	20		
2TJPD260/(13/18)	260	312	13	18	25		
2TJPD330/(10/14)	330	396	10	14	28		
2TJPD440/(7/11)	440	528	7	11	32	96	DN15 Flange (HG/T20615TG)
2TJPD630/(5.5/7.5)	630	756	5.5	7.5	38		
2TJPD770/(4.6/6.5)	770	924	4.6	6.5	42		
2TJPD900/(3.9/5.6)	900	1080	3.9	5.6	45		
2TJPD1100/(3.2/4.7)	1100	1320	3.2	4.7	50		
2TJPD1320/(2.7/3.8)	1320	1584	2.7	3.8	55	96	DN25 Flange (HG/T20615TG) (HG/T20592RF)
2TJPD1600/(2.3/3.2)	1600	1920	2.3	3.2	60		
2TJPD1850/(1.9/2.7)	1850	2220	1.9	2.7	65		
2TJPD2150/(1.6/2.3)	2150	2580	1.6	2.3	70		
2TJPD2500/(1.4/2)	2500	3000	1.4	2	75		
2TJPD2800/(1.2/1.8)	2800	3360	1.2	1.8	80	96	DN40 Flange (HG/T20592RF)
2TJPD3200/(1.1/1.6)	3200	3840	1.1	1.6	85		
2TJPD3600/(1/1.4)	3600	4320	1	1.4	90		
2TJPD4000/(0.9/1.3)	4000	4800	0.9	1.3	95		
2TJPD4400/(0.8/1.1)	4400	5280	0.8	1.1	100		
2TJPD4900/(0.7/1)	4900	5880	0.7	1	105	144	DN50 Flange (HG/T20592RF)
2TJPD5400/(0.7/0.9)	5400	6480	0.7	0.9	90		
2TJPD6000/(0.6/0.8)	6000	7200	0.6	0.8	95		
2TJPD6600/(0.5/0.7)	6600	7920	0.5	0.7	100		
2TJPD7300/(0.4/0.6)	7300	8760	0.4	0.6	105		

Note: 1.The pump is a single pump chamber double pump heads without adjustment.
2. The connection is for a single pump head. The diameter of the total inlet and outlet manifold refer to Multi Pump Pipeline Table.

JPG | PLUNGER METERING PUMP




- Max Flow : Qmax=16000L/H@50Hz;19200L/H@60Hz
- Max Pressure: Pmax=50MPa
- Adjust ratio: 1:400
- Accuracy: ±1%
- Control: Manual stroke
- Head and Check Valve Material : SS304;SS316L;Others on request
- Plunger Material : SS coated with ceramic
- Packing Seal Material : PTFE ring+ SS ring; Gland packing seal
- Ball Material : SS316
- Ball Quantity : two balls(DN15)
single ball(DN25&DN40)
90 ° Angle valve (DN50&DN65&DN80&DN100)(without balls)
- Gasket Material :PP(Standard); PTFE (Temperature 100-150° C) ;Copper(Temperature above 150 ° C)
- Liquid temperature range : -20.+130 ° C (SS304/316/316L); above 130° C have to be with cooling ;max 350° C
- Power: standard IE3 380V 50Hz 3ph ; others on request;VfMotor; Explosion-proof Motor
- Automatic control options: Electric actuator; VFD with VF Motor;LIGAO Digital Servo Motor Module(380V 3 phase)

PERFORMANCE PARAMETER

Model	Flow(L/h)		Pressure(Mpa)				Plunger mm	SPM	Connection
	50Hz	60Hz	5.5kW	7.5kW	11kW	15kW			
JPG100/50	100	120	50	/	/	/	20	96	DN15 Flange (HG/T20615TG)
JPG150/(30/43/50)	150	180	30	43	50	/	25		
JPG200/(25/34/50)	200	240	25	34	50	/	28		
JPG260/(19/26/40/50)	260	312	19	26	40	50	32		
JPG370/(14/18/28/36)	370	444	14	18	28	36	38		
JPG460/(11/15/23/30)	460	552	11	15	23	30	42	96	DN25 Flange (HG/T20615TG)
JPG660/(8/10/16/21)	660	792	8	10	16	21	50		
JPG800/(6.5/9/13/18)	800	960	6.5	9	13	18	55		
JPG950/(5.3/7.5/11/14.5)	950	1140	5.3	7.5	11	14.5	60		
JPG1110/(4.5/6.2/9.5/12)	1110	1332	4.5	6.2	9.5	12	65		
JPG1300/(4/5.5/8.3/10.5)	1300	1560	4	5.5	8.3	10.5	70	96	DN40 Flange (HG/T20615TG) (HG/T20592RF)
JPG1500/(3.5/4.6/7.2/9.3)	1500	1800	3.5	4.6	7.2	9.3	75		
JPG1680/(3/4.2/6.3/8.2)	1680	2016	3	4.2	6.3	8.2	80		
JPG1880/(2.7/3.7/5.5/7.4)	1880	2256	2.7	3.7	5.5	7.4	85		
JPG2150/(2.4/3.3/5/6.5)	2150	2580	2.4	3.3	5	6.5	90		
JPG2400/(2.1/3/4.5/5.9)	2400	2880	2.1	3	4.5	5.9	95	96	DN50 Flange (HG/T20592RF)
JPG2650/(1.9/2.7/4/5.2)	2650	3180	1.9	2.7	4	5.2	100		
JPG3210/(1.6/2.2/3.3/4.4)	3210	3852	1.6	2.2	3.3	4.4	110		
JPG3850/(1.3/1.9/2.8/3.7)	3850	4620	1.3	1.9	2.8	3.7	120		
JPG4520/(1.1/1.6/2.4/3)	4520	5424	1.1	1.6	2.4	3	130		
JPG5240/(1/1.4/2/2.5)	5240	6288	1	1.4	2	2.5	140	96	DN65 Flange (HG/T20592RF)
JPG6000/(0.9/1.2/1.8/2.3)	6000	7200	0.9	1.2	1.8	2.3	150		
JPG6850/(0.8/1/1.6/2)	6850	8220	0.8	1	1.6	2	160		
JPG7700/(0.7/0.9/1.4/1.8)	7700	9240	0.7	0.9	1.4	1.8	170		
JPG8600/(0.6/0.8/1.2/1.6)	8600	10320	0.6	0.8	1.2	1.6	180		
JPG9600/(0.5/0.7/1.1/1.5)	9600	11520	0.5	0.7	1.1	1.5	190	96	DN80 Flange (HG/T20592RF)
JPG10700/(0.5/0.7/1/1.3)	10700	12840	0.5	0.7	1	1.3	200		
JPG11600/(0.5/0.7/1/1.3)	11600	13920	0.5	0.7	1	1.3	170		
JPG13000/(0.4/0.6/0.9/1.2)	13000	15600	0.4	0.6	0.9	1.2	180		
JPG14500/(0.3/0.5/0.8/1)	14500	17400	0.3	0.5	0.8	1	190		
JPG16000/(0.3/0.5/0.7/0.9)	16000	19200	0.3	0.5	0.7	0.9	200	144	DN100 Flange (HG/T20592RF)

Note: Double or multiple heads can be mounted on one pump base. (Pressure will reduce if power not increased)

JPW | PLUNGER METERING PUMP



- Max Flow: Qmax=21300L/H@50Hz;25560L/H@60Hz
- Max Pressure: Pmax=50MPa
- Adjust ratio: 1:400
- Accuracy: ±1%
- Control: Manual stroke
- Head and Check Valve Material : SS304;SS316L;Others on request
- Plunger Material : SS coated with ceramic
- Packing Seal Material : PTFE ring+ SS ring; Gland packing seal
- Ball Material : SS316
- Ball Quantity : two balls(DN15)
single ball(DN25&DN40)
90 ° Angle valve (DN50&DN65&DN80&DN100&DN125)(without balls)
- Gasket Material :PP(Standard); PTFE (Temperature 100-150° C) ;Copper(Temperature above 150 ° C)
- Liquid temperature range : -20.+130 ° C (SS304/316/316L); above 130° C have to be with cooling ;max 350° C
- Power: standard IE3 380V 50Hz 3ph ; others on request;VFmotor; Explosion-proof Motor
- Automatic control options: Electric actuator; VFD with VF Motor;LIGAO Digital Servo Motor Module(380V 3 phase)

PERFORMANCE PARAMETER

Model	Flow(L/h)		Pressure(Mpa)				Plunger mm	SPM	Connection
	50Hz	60Hz	5.5kW	7.5kW	11kW	15kW			
JPW250/50	250	300	50	/	/	/	28	96	DN15 Flange (HG/T20615TG)
JPW330/(40/50)	330	396	40	50	/	/	32		
JPW480/(29/35/42/50)	480	576	29	35	42	50	38	96	DN25 Flange (HG/T20615TG)
JPW580/(24/30/34/46)	580	696	24	30	34	46	42		
JPW830/(17/21/25/34)	830	996	17	21	25	34	50	96	DN40 Flange (HG/T20615TG) (HG/T20592RF)
JPW1010/(14/17.5/21/28)	1010	1212	14	17.5	21	28	55		
JPW1200/(12/15/18/24)	1200	1440	12	15	18	24	60		
JPW1450/(10/12.5/15/20)	1450	1740	10	12.5	15	20	65		
JPW1680/(9/11/13/18)	1680	2016	9	11	13	18	70		
JPW1950/(8/9.5/11.5/15)	1950	2340	8	9.5	11.5	15	75		
JPW2220/(7/8.4/10/13.5)	2220	2664	7	8.4	10	13.5	80		
JPW2510/(6/7.4/8.9/12)	2510	3012	6	7.4	8.9	12	85		
JPW2850/(5.4/6.6/8/10.5)	2850	3420	5.4	6.6	8	10.5	90		
JPW3160/(4.8/6/7.1/9.5)	3160	3792	4.8	6	7.1	9.5	95		
JPW3500/(4.2/5.2/6.4/8.5)	3500	4200	4.2	5.2	6.4	8.5	100	96	DN50 Flange (HG/T20592RF)
JPW4250/(3.5/4.2/5.3/7)	4250	5100	3.5	4.2	5.3	7	110		
JPW5050/(3/3.6/4.5/6)	5050	6060	3	3.6	4.5	6	120	96	DN65 Flange (HG/T20592RF)
JPW6000/(2.6/3.1/3.8/5)	6000	7200	2.6	3.1	3.8	5	130		
JPW7000/(2.2/2.7/3.2/4.2)	7000	8400	2.2	2.7	3.2	4.2	140		
JPW8000/(1.9/2.4/2.8/3.8)	8000	9600	1.9	2.4	2.8	3.8	150	96	DN80 Flange (HG/T20592RF)
JPW9100/(1.6/2.1/2.4/3.2)	9100	10920	1.6	2.1	2.4	3.2	160		
JPW10200/(1.4/1.9/2.2/2.8)	10200	12240	1.4	1.9	2.2	2.8	170		
JPW11500/(1.3/1.7/1.9/2.5)	11500	13800	1.3	1.7	1.9	2.5	180	96	DN100 Flange (HG/T20592RF)
JPW12800/(1.1/1.5/1.8/2.2)	12800	15360	1.1	1.5	1.8	2.2	190		
JPW14200/(1/1.3/1.6/2)	14200	17040	1	1.3	1.6	2	200		
JPW15400/(1/1.3/1.6/2)	15400	18480	1	1.3	1.6	2	170	144	DN125 Flange (HG/T20592RF)
JPW17200/(0.9/1.2/1.5/1.8)	17200	20640	0.9	1.2	1.5	1.8	180		
JPW19200/(0.8/1/1.3/1.7)	19200	23040	0.8	1	1.3	1.7	190		
JPW21300/(0.7/0.9/1.2/1.5)	21300	25560	0.7	0.9	1.2	1.5	200		

Note: Double or multiple heads can be mounted on one pump base. (Pressure will reduce if power not increased)

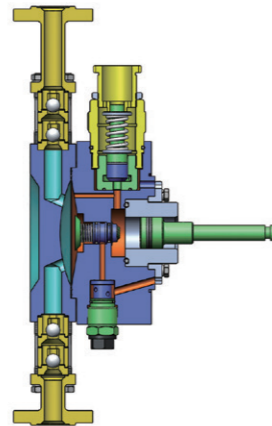
HYDRAULIC DIAPHRAGM METERING PUMP



Trustworthy Pump Made By Ligao

SUMMARY


Hydraulic diaphragm metering pump is an additional hydraulic system based on plunger metering, which drives the diaphragm to do work through hydraulic oil. The reciprocating motion of the plunger drives the hydraulic oil, and the hydraulic oil drives the diaphragm to do reciprocating motion to achieve the suction and discharge of the medium. The close cooperation of high-precision hydraulic three components (oil replenishment valve, limit valve, overload valve) automatically realizes functions such as oil replenishment, exhaust, and overload protection to ensure the safety and high-precision measurement and transportation of the metering pump. The maximum flow rate of a single head is $\leq 21000\text{L/H}$, and the maximum pressure is $\leq 70\text{MPa}$.



FEATURES

1. The integral adjustable eccentric mechanism of the invention patent is efficient and reliable, with a stroke that can be infinitely adjusted from 0 to 100%. The stability accuracy, reproducibility accuracy, and linear accuracy of the metering pump can all reach $\pm 1\%$.
2. Metal diaphragm can be used, with a maximum pressure of up to 70MPa.
3. The hydraulic components with high precision, smoothness, and hardness, combined with finely ground plungers and one-way valve components, greatly improve measurement accuracy and service life.
4. Diversified high-precision one-way valve components (ball type, valve type, angle valve type, etc.), vulnerable parts such as valve seats can be used on both sides, reducing usage costs and improving maintenance efficiency.
5. The hydraulic end adopts diaphragm seal, which has no leakage and high safety. Its measurement accuracy is better than that of mechanical diaphragm pumps, and its sealing performance is better than that of plunger pumps.
6. When transporting special media, a double diaphragm with diaphragm rupture alarm device can be used to prevent accidents caused by the mixing of media and hydraulic oil due to diaphragm rupture.
7. It can be connected in parallel with two or more heads to increase flow rate, reduce pulse, and can also transport multiple media simultaneously, serving as a proportional pump.
8. Optional high metering pump stroke controller for a wider range of automated control.

JYPX | HYDRAULIC DIAPHRAGM METERING PUMP



- Max Flow: $Q_{max}=210\text{L/H}@50\text{Hz}; 252\text{L/H}@60\text{Hz}$
- Max Pressure: $P_{max}=60\text{MPa}$
- Adjust ratio: 1:200
- Accuracy: $\pm 1\%$
- Control: Manual stroke
- Head and Check Valve Material : SS304;SS316L;Others on request
- Diaphragm Material : PTFE(Pressure 30Mpa and below)
Metal(Pressure 30Mpa above)
- Ball Material :Ceramic(DN6)
SS316(DN10&DN15)
- Ball Quantity : two balls(DN6&DN10)
single ball(DN15)
- Gasket Material :PP(Standard); PTFE (Temperature 100-150° C) ;Copper(Temperature above 150° C)
- Liquid temperature range : -20.+110° C (PVC);
-20.+110° C (SS304/316/316L/PTFE/PVDF);
above 110° C have to be with cooling ;max 350° C
- Power: standard IE3 380V 50Hz 3ph ; others on request;VFmotor; Explosion-proof Motor
- Automatic control options: Auto stroke controller; VFD with VF Motor;LIGAO Digital DC Motor Module(220V single phase)
- Double diaphragms options: With pressure gage/pressure sensor/alarms

PERFORMANCE PARAMETER (PTFE DIAPHRAGM)

Model	Flow(L/h)		Pressure Mpa	Plunger mm	SPM	Motor	Connection
	50Hz	60Hz					
JYPX1/30	1	1.2	30	6	96	0.37KW	DN6 Welding Union
JYPX2/30	2	2.4	30	8			
JYPX5/25	5	6	25	10			
JYPX8/18	8	9.6	18	10	144	0.37KW	DN10 Welding Union
JYPX15/12	15	18	12	12			
JYPX20/8	20	24	8	16			
JYPX30/7	30	36	7	16			
JYPX50/4.3	50	60	4.3	20			
JYPX63/3.2	63	75.6	3.2	28			
JYPX80/2.7	80	96	2.7	25			
JYPX100/2.1	100	120	2.1	28			
JYPX135/1.6	135	162	1.6	32			
JYPX160/1.3	160	192	1.3	35			
JYPX190/1.1	190	228	1.1	38	144	0.37KW	DN15 Welding Union
JYPX210/0.9	210	252	0.9	40			

PERFORMANCE PARAMETER (METAL DIAPHRAGM)

Model	Flow(L/h)		Pressure Mpa	Plunger mm	SPM	Motor	Connection
	50Hz	60Hz					
JYPX1/60	1	1.2	60	6	96	0.37KW	DN6 Welding Union

Note: Double or multiple heads can be mounted on one pump base. (Pressure will reduce if power not increased)

JYPZ | HYDRAULIC DIAPHRAGM METERING PUMP



- Max Flow: Qmax=810L/H@50Hz;972L/H@60Hz
- Max Pressure: Pmax=70MPa
- Adjust ratio: 1:200
- Accuracy: ±1%
- Control: Manual stroke
- Head and Check Valve Material : SS304;SS316L;Others on request
- Diaphragm Material : PTFE(Pressure 30Mpa and below)
Metal(Pressure 30Mpa above)
- Ball Material :Ceramic(DN6)
SS316(DN10&DN15&DN25)
- Ball Quantity. : two balls(DN6&DN10)
single ball(DN15&DN25)
- Gasket Material :PP(Standard); PTFE (Temperature 100-150° C) ;Copper(Temperature above 150 ° C)
- Liquid temperature range : -20.+110 ° C (PVC);
-20.+110 ° C (SS304/316/316L/PTFE/PVDF);
above 110° C have to be with cooling ;max 350° C
- Power: standard IE3 380V 50Hz 3ph ; others on request;VFmotor; Explosion-proof Motor
- Automatic control options: Auto stroke controller; VFD with VF Motor;LIGAO Digital DC Motor Module(220V single phase)
- Double diaphragms options: With pressure gage/pressure sensor/alarms

PERFORMANCE PARAMETER (PTFE DIAPHRAGM)

Model	Flow(L/h)		Pressure Mpa	Plunger mm	SPM	Motor	Connection
	50Hz	60Hz					
JYPZ4/30	4	4.8	30	8	96	0.75KW	DN6 Welding Union
JYPZ7/30	7	8.4	30	10			
JYPZ10/30	10	12	30	12			
JYPZ18/22	18	21.6	22	12	144	0.75KW	DN10 Welding Union
JYPZ23/17	23	27.6	17	16	96		
JYPZ37/12	37	44.4	12	16	144		
JYPZ50/10	50	60	10	18		0.75KW	DN10 Welding Union
JYPZ62/8	62	74.4	8	20			
JYPZ75/6.5	75	90	6.5	22			
JYPZ100/5.0	100	120	5	25	144	0.75KW	DN15 Welding Union
JYPZ140/3.5	140	168	3.5	30			
JYPZ160/3.2	160	192	3.2	32			
JYPZ205/2.5	205	246	2.5	36	144	0.75KW	DN15 Welding Union
JYPZ260/2.0	260	312	2	40			
JYPZ330/1.6	330	396	1.6	45			
JYPZ410/1.3	410	492	1.3	50	144	0.75KW	DN25 Flange (HG/T20592RF)
JYPZ500/1.0	500	600	1	55			
JYPZ600/0.8	600	720	0.8	60			
JYPZ700/0.7	700	840	0.7	65	144	0.75KW	DN25 Flange (HG/T20592RF)
JYPZ810/0.6	810	972	0.6	70			

PERFORMANCE PARAMETER (METAL DIAPHRAGM)

Model	Flow(L/h)		Pressure Mpa	Plunger mm	SPM	Motor	Connection
	50Hz	60Hz					
JYPZ4/70	4	4.8	70	8	96	0.75KW	DN6 Welding Union
JYPZ7/44	7	8.4	44	10			

Note: Double or multiple heads can be mounted on one pump base. (Pressure will reduce if power not increased)

2TJYPZ | HYDRAULIC DIAPHRAGM METERING PUMP



- Max Flow: Qmax=1600L/H@50Hz;1920L/H@60Hz
- Max Pressure: Pmax=70MPa
- Accuracy: ±1%
- Control: 1.Fixed ratio(No manual adjusting knob)
2.VFD with VF Motor;LIGAO Digital Servo Motor Module(380V 3 phase)
- Head and Check Valve Material : SS304;SS316L;Others on request
- Diaphragm Material : PTFE(Pressure 30Mpa and below)
Metal(Pressure 30Mpa above)
- Ball Material :Ceramic(DN6)
SS316(DN10&DN15&DN25)
- Ball Quantity. : two balls(DN6&DN10)
single ball(DN15&DN25)
- Gasket Material :PP(Standard); PTFE (Temperature 100-150° C) ;Copper(Temperature above 150 ° C)
- Liquid temperature range : -20.+130 ° C (SS304/316/316L); above 130° C have to be with cooling ;max 350° C
- Power: standard IE3 380V 50Hz 3ph ; others on request;VFmotor; Explosion-proof Motor
- Double diaphragms options: With pressure gage/pressure sensor/alarms

PERFORMANCE PARAMETER (PTFE DIAPHRAGM)

Model	Flow(L/h)		Pressure (MPa)			Plunger mm	SPM	Connection
	50Hz	60Hz	0.75KW	1.1KW	1.5KW			
2TJYPZ8/30	8	9.6	30	/	/	8	96	DN6 Welding Union
2TJYPZ13/30	13	15.6	30	/	/	10		
2TJYPZ20/(25/30)	20	24	30	30	/	12		
2TJYPZ36/(19/29/30)	36	43.2	22	29	30	12	144	DN10 Welding Union
2TJYPZ46/(14/22/30)	46	55.2	17	22	30	16	96	
2TJYPZ72/(10/16/23)	72	86.4	12	16	23	16	144	
2TJYPZ95/(8.5/13/18)	95	114	10	13	18	18		
2TJYPZ120/(7/11/15)	120	144	8	11	15	20		
2TJYPZ150/(5.8/9/12.5)	150	180	6.5	9	12.5	22	144	DN15 Welding Union
2TJYPZ200/(4.3/6.8/9.5)	200	240	5	6.8	9.5	25		
2TJYPZ270/(3/4.7/6.8)	270	324	3.5	4.7	6.8	30		
2TJYPZ320/(2.8/4.2/6)	320	384	3.2	4.2	6	32	144	DN15 Welding Union
2TJYPZ400/(2.1/3.2/4.8)	400	480	2.5	3.2	4.8	36		
2TJYPZ500/(1.7/2.6/3.8)	500	600	2	2.6	3.8	40		
2TJYPZ650/(1.4/2.1/3.1)	650	780	1.6	2.1	3.1	45	144	DN25 Flange (HG/T20592RF)
2TJYPZ800/(1.1/1.7/2.4)	800	960	1.3	1.7	2.4	50		
2TJYPZ1000/(0.9/1.4/1.9)	1000	1200	1	1.4	1.9	55		
2TJYPZ1200/(0.7/1.1/1.6)	1200	1440	0.8	1.1	1.6	60	144	DN25 Flange (HG/T20592RF)
2TJYPZ1400/(0.6/1/1.3)	1400	1680	0.7	1	1.3	65		
2TJYPZ1600/(0.5/0.8/1.1)	1600	1920	0.6	0.8	1.1	70		

PERFORMANCE PARAMETER (METAL DIAPHRAGM)

Model	Flow(L/h)		Pressure (MPa)			Plunger mm	SPM	Connection
	50Hz	60Hz	0.75KW	1.1KW	1.5KW			
2TJYPZ8/(56/70)	8	9.6	56	70	/	8	96	DN6 Welding Union
2TJYPZ20/(40/56)	20	24	/	40	56	12		
2TJYPZ36/41	36	43.2	/	/	41	12	144	DN10 Welding Union
2TJYPZ46/31	46	55.2	/	/	31	16	96	

Note: 1. The pump is a single pump chamber double pump heads without adjustment.
2. The connection is for a single pump head. The diameter of the total inlet and outlet manifold refer to Multi Pump Pipeline Table.

JYPR | HYDRAULIC DIAPHRAGM METERING PUMP



- Max Flow : Qmax=1600L/H@50Hz;1920L/H@60Hz
- Max Pressure : Pmax=70MPa
- Adjust ratio: 1:200
- Accuracy: ±1%
- Control: Manual stroke
- Head and Check Valve Material : SS304;SS316L;Others on request
- Diaphragm Material : PTFE (Pressure 30Mpa and below)
Metal(Pressure 30Mpa above)
- Ball Material : Ceramic(DN6)
SS316(DN10&DN15&DN25&DN40)
- Ball Quantity. : two balls(DN6&DN10)
single ball(DN15&DN25&DN40)
- Gasket Material :PP(Standard); PTFE (Temperature 100-150° C);Copper(Temperature above 150° C)
- Liquid temperature range : -20.+110° C (PVC);
-20.+110° C (SS304/316/316L/PTFE/PVDF);
above 110° C have to be with cooling ;max 350° C
- Power: standard IE3 380V 50Hz 3ph ; others on request;VFmotor; Explosion-proof Motor
- Automatic control options: Auto stroke controller; VFD with VF Motor;LIGAO Digital Servo Motor Module(380V 3 phase)
- Double diaphragms options: With pressure gage/pressure sensor/alarms

PERFORMANCE PARAMETER (PTFE DIAPHRAGM)

Model	Flow(L/h)		Pressure Mpa	Plunger mm	SPM	Motor	Connection
	50Hz	60Hz					
JYPR7/30	7	8.4	30	10	96	1.5KW	DN6 Welding Union
JYPR12/30	12	14.4	30	12			
JYPR25/30	25	30	30	16			
JYPR42/22	42	50.4	22	16	144	1.5KW	DN10 Welding Union
JYPR56/18	56	67.2	18	18			
JYPR72/15	72	86.4	15	20			
JYPR90/12.5	90	108	12.5	22	96	1.5KW	DN15 Welding Union
JYPR115/9.5	115	138	9.5	25			
JYPR130/8.0	130	156	8	32			
JYPR170/6.5	170	204	6.5	30	144	1.5KW	DN25 Flange (HG/T20592RF)
JYPR200/5.8	200	240	5.8	32			
JYPR250/4.5	250	300	4.5	36			
JYPR310/3.7	310	372	3.7	40	144	1.5KW	DN40 Flange (HG/T20592RF)
JYPR400/3.0	400	480	3	45			
JYPR500/2.4	500	600	2.4	50			
JYPR600/2.0	600	720	2	55	144	1.5KW	DN50 Flange (HG/T20592RF)
JYPR710/1.7	710	852	1.7	60			
JYPR830/1.4	830	996	1.4	65			
JYPR960/1.2	960	1152	1.2	70	144	1.5KW	DN50 Flange (HG/T20592RF)
JYPR1100/1.0	1100	1320	1	75			
JYPR1250/0.9	1250	1500	0.9	80			
JYPR1420/0.8	1420	1704	0.8	85	144	1.5KW	DN50 Flange (HG/T20592RF)
JYPR1600/0.7	1600	1920	0.7	90			

PERFORMANCE PARAMETER (METAL DIAPHRAGM)

Model	Flow(L/h)		Pressure Mpa	Plunger mm	SPM	Motor	Connection
	50Hz	60Hz					
JYPR7/70	7	8.4	70	10	96	1.5KW	DN6 Welding Union
JYPR12/55	12	14.4	55	12			

Note: Double or multiple heads can be mounted on one pump base. (Pressure will reduce if power not increased)

JYPD | HYDRAULIC DIAPHRAGM METERING PUMP



- Max Flow : Qmax=3350L/H@50Hz;4020L/H@60Hz
- Max Pressure : Pmax=70MPa
- Adjust ratio: 1:400
- Accuracy: ±1%
- Control: Manual stroke
- Head and Check Valve Material : SS304;SS316L;Others on request
- Diaphragm Material : PTFE(Pressure 30Mpa and below)
Metal(Pressure 30Mpa above)
- Ball Material :SS316
- Ball Quantity. : two balls(DN10&DN15)
single ball(DN25&DN40)
90° Angle valve (DN50)(without balls)
- Gasket Material : PP(Standard); PTFE (Temperature 100-150° C); Copper(Temperature above 150° C);Angle valve with PTFE gasket
- Liquid temperature range : -20.+110° C (PVC);
-20.+110° C (SS304/316/316L/PTFE/PVDF);
above 110° C have to be with cooling ;max 350° C
- Power: standard IE3 380V 50Hz 3ph ; others on request;VFmotor; Explosion-proof Motor
- Automatic control options: Electric actuator; VFD with VF Motor;LIGAO Digital Servo Motor Module(380V 3 phase)
- Double diaphragms options: With pressure gage/pressure sensor/alarms

PERFORMANCE PARAMETER (PTFE DIAPHRAGM)

Model	Flow(L/h)		Pressure (MPa)		Plunger mm	SPM	Connection
	50Hz	60Hz	3kW	4kW			
JYPD15/30	15	18	30	/	12	96	DN10 Welding Union
JYPD30/30	30	36	30	/	12	144	
JYPD40/30	40	48	30	/	16	96	
JYPD65/(28/30)	65	78	28	30	16	144	DN15 Flange (HG/T20615TG)
JYPD90/(22/30)	90	108	22	30	18		
JYPD110/(18/25)	110	132	18	25	20	144	DN25 Flange (HG/T20615TG) (HG/T20592RF)
JYPD140/(15/21)	140	168	15	21	22		
JYPD190/(11.5/16)	190	228	11.5	16	25		
JYPD270/(8.2/11)	270	324	8.2	11	30	144	DN40 Flange (HG/T20592RF)
JYPD320/(7.2/10)	320	384	7.2	10	32		
JYPD410/(5.8/8)	410	492	5.8	8	36		
JYPD520/(4.6/6.5)	520	624	4.6	6.5	40	144	DN50 Flange (HG/T20592RF)
JYPD650/(3.6/5.1)	650	780	3.6	5.1	45		
JYPD820/(2.9/4.2)	820	984	2.9	4.2	50		
JYPD1000/(2.4/3.4)	1000	1200	2.4	3.4	55	144	DN50 Flange (HG/T20592RF)
JYPD1200/(2/2.9)	1200	1440	2	2.9	60		
JYPD1300/(1.8/2.6)	1300	1560	1.8	2.6	63		
JYPD1400/(1.7/2.4)	1400	1680	1.7	2.4	65	144	DN50 Flange (HG/T20592RF)
JYPD1600/(1.5/2)	1600	1920	1.5	2	70		
JYPD1850/(1.3/1.8)	1850	2220	1.3	1.8	75		
JYPD2100/(1.1/1.6)	2100	2520	1.1	1.6	80	144	DN50 Flange (HG/T20592RF)
JYPD2400/(1/1.4)	2400	2880	1	1.4	85		
JYPD2700/(0.8/1.2)	2700	3240	0.8	1.2	90		
JYPD3000/(0.7/1.1)	3000	3600	0.7	1.1	95	144	DN50 Flange (HG/T20592RF)
JYPD3350/(0.6/0.9)	3350	4020	0.6	0.9	100		

PERFORMANCE PARAMETER (METAL DIAPHRAGM)

Model	Flow(L/h)		Pressure (MPa)		Plunger mm	SPM	Connection
	50Hz	60Hz	3kW	4kW			
JYPD15/70	15	18	70	/	12	96	DN10 Welding Union
JYPD30/(52/70)	30	36	52	70	12	144	
JYPD40/(40/60)	40	48	40	60	16	96	
JYPD65/40	65	78	/	40	16	144	

Note: Double or multiple heads can be mounted on one pump base. (Pressure will reduce if power not increased)

2TJYPD | HYDRAULIC DIAPHRAGM METERING PUMP



- Max Flow: Qmax=6600L/H@50Hz;7920L/H@60Hz
- Max Pressure: Pmax=70MPa
- Adjust ratio: 1:400
- Accuracy: ±1%
- Control: 1.Fixed ratio(No manual adjusting knob)
2.VFD with VF Motor;LIGAO Digital Servo Motor Module(380V 3 phase)
- Head and Check Valve Material : SS304;SS316L;Others on request
- Diaphragm Material : PTFE(Pressure 30Mpa and below)
Metal(Pressure 30Mpa above)
- Ball Material :SS316
- Ball Quantity. : two balls(DN10&DN15)
single ball(DN25&DN40)
90° Angle valve (DN50)(without balls)
- Gasket Material :PP(Standard); PTFE (Temperature 100-150° C) ;Copper(Temperature above 150° C);Angle valve with PTFE gasket
- Liquid temperature range : -20.+110° C (PVC);
-20.+110° C (SS304/316/316L/PTFE/PVDF);
above 110° C have to be with cooling ;max 350° C
- Power: standard IE3 380V 50Hz 3ph ; others on request;VFmotor; Explosion-proof Motor
- Double diaphragms options: With pressure gage/pressure sensor/alarms

PERFORMANCE PARAMETER (PTFE DIAPHRAGM)

Model	Flow(L/h)		Pressure (MPa)		Plunger mm	SPM	Connection
	50Hz	60Hz	3kW	4kW			
2TJYPD30/30	30	36	30	/	12	96	DN10 Welding Union
2TJYPD60/30	60	72	30	/	12	144	
2TJYPD80/30	80	96	30	/	16	96	
2TJYPD130/(26/30)	130	156	26	30	16	144	
2TJYPD180/(19/28)	180	216	19	28	18	144	DN15 Flange (HG/T20615TG)
2TJYPD220/(16/22)	220	264	16	22	20		
2TJYPD280/(13.5/18)	280	336	13.5	18	22		
2TJYPD380/(10.5/15)	380	456	10.5	15	25		
2TJYPD540/(7.4/10)	540	648	7.4	10	30		
2TJYPD640/(6.3/8.6)	640	768	6.3	8.6	32		
2TJYPD820/(5/7)	820	984	5	7	36		
2TJYPD1000/(4.1/5.6)	1000	1200	4.1	5.6	40		
2TJYPD1300/(3.2/4.5)	1300	1560	3.2	4.5	45		
2TJYPD1600/(2.6/3.6)	1600	1920	2.6	3.6	50		
2TJYPD2000/(2.1/3)	2000	2400	2.1	3	55	144	DN25 Flange (HG/T20615TG) (HG/T20592RF)
2TJYPD2400/(1.8/2.6)	2400	2880	1.8	2.6	60		
2TJYPD2600/(1.6/2.3)	2600	3120	1.6	2.3	63		
2TJYPD2800/(1.5/2.1)	2800	3360	1.5	2.1	65		
2TJYPD3200/(1.3/1.8)	3200	3840	1.3	1.8	70		
2TJYPD3600/(1.2/1.6)	3600	4320	1.2	1.6	75		
2TJYPD4200/(1/1.4)	4200	5040	1	1.4	80		
2TJYPD4800/(0.9/1.3)	4800	5760	0.9	1.3	85		
2TJYPD5300/(0.8/1.1)	5300	6360	0.8	1.1	90		
2TJYPD6000/(0.7/1)	6000	7200	0.7	1	95		
2TJYPD6600/(0.6/0.9)	6600	7920	0.6	0.9	100	144	DN50 Flange (HG/T20592RF)

PERFORMANCE PARAMETER (METAL DIAPHRAGM)

Model	Flow(L/h)		Pressure (MPa)		Plunger mm	SPM	Connection
	50Hz	60Hz	3kW	4kW			
2TJYPD30/(58/70)	30	36	58	70	12	96	DN10 Welding Union
2TJYPD60/(44/62)	60	72	44	62	12	144	
2TJYPD80/(35/48)	80	96	35	48	16	96	
2TJYPD130/35	130	156	/	35	16	144	

Note: 1. The pump is a single pump chamber double pump heads without adjustment.
2. The connection is for a single pump head. The diameter of the total inlet and outlet manifold refer to Multi Pump Pipeline Table.

JYPG | HYDRAULIC DIAPHRAGM METERING PUMP



- Single Head Max Flow:11500L/H @50Hz; 13800L/H @60Hz;
- Max Pressure: 70MPa
- Adjust ratio: 1:400
- Accuracy: ±1%
- Control: Manual stroke
- Head and Check Valve Material : SS304;SS316L;Others on request
- Diaphragm Material : PTFE(Pressure 30Mpa and below)
Metal(Pressure 30Mpa above)
- Ball Material :SS316
- Ball Quantity. : two balls(DN15)
single ball(DN25&DN40)
90° Angle valve (DN50&DN65&80&DN100)(without balls)
- Gasket Material :PP(Standard); PTFE (Temperature 100-150° C) ;Copper(Temperature above 150° C);Angle valve with PTFE gasket
- Liquid temperature range : -20.+110° C (PVC); -20.+110° C (SS304/316/316L/PTFE/PVDF);
above 110° C have to be with cooling ;max 350° C
- Power: standard IE3 380V 50Hz 3ph ; others on request;VFmotor; Explosion-proof Motor
- Automatic control options: Electric actuator; VFD with VF Motor;LIGAO Digital Servo Motor Module(380V 3 phase)
- Double diaphragms options: With pressure gage/pressure sensor/alarms

PERFORMANCE PARAMETER (PTFE DIAPHRAGM)

Model	Flow(L/h)		Pressure (MPa)				Plunger mm	SPM	Connection
	50Hz	60Hz	5.5kW	7.5kW	11kW	15kW			
JYPG80/30	80	96	30	/	/	/	16	144	DN15 Flange (HG/T20615TG)
JYPG130/30	130	156	30	/	/	/	20		
JYPG210/(21/30)	210	252	21	30	/	/	25		
JYPG310/(15/21/30)	310	372	15	21	30	/	30		
JYPG370/(13.2/18.5/27)	370	444	13.2	18.5	27	/	32	144	DN25 Flange (HG/T20615TG)
JYPG500/(10.7/14.5/23/28)	500	600	10.7	14.5	23	28	36		
JYPG610/(8.6/12/18/23)	610	732	8.6	12	18	23	40		
JYPG780/(6.8/9.5/14/18)	780	936	6.8	9.5	14	18	45		
JYPG960/(5.4/7.6/11/15)	960	1152	5.4	7.6	11	15	50		
JYPG1200/(4.5/6.3/9.5/12)	1200	1440	4.5	6.3	9.5	12	55		
JYPG1400/(3.8/5.4/8/10)	1400	1680	3.8	5.4	8	10	60		
JYPG1560/(3.5/4.8/7.3/9)	1560	1872	3.5	4.8	7.3	9	63		
JYPG1670/(3.2/4.5/6.7/8.5)	1670	2004	3.2	4.5	6.7	8.5	65		
JYPG1910/(2.8/4/6/8)	1910	2292	2.8	4	6	8	70		
JYPG2200/(2.4/3.5/5.1/7)	2200	2640	2.4	3.5	5.1	7	75	144	DN40 Flange (HG/T20615TG) (HG/T20592RF)
JYPG2500/(2.2/3.1/4.5/6)	2500	3000	2.2	3.1	4.5	6	80		
JYPG2850/(2/2.7/4/5.2)	2850	3420	2	2.7	4	5.2	85		
JYPG3200/(1.8/2.4/3.6/4.6)	3200	3840	1.8	2.4	3.6	4.6	90		
JYPG3600/(1.6/2.1/3.2/4.1)	3600	4320	1.6	2.1	3.2	4.1	95		
JYPG4000/(1.4/1.9/2.8/3.6)	4000	4800	1.4	1.9	2.8	3.6	100		
JYPG4800/(1.2/1.6/2.4/3)	4800	5760	1.2	1.6	2.4	3	110		
JYPG5700/(1/1.3/2/2.5)	5700	6840	1	1.3	2	2.5	120		
JYPG6750/(0.8/1.1/1.7/2.1)	6750	8100	0.8	1.1	1.7	2.1	130		
JYPG7800/(0.7/1/1.5/1.9)	7800	9360	0.7	1	1.5	1.9	140		
JYPG9000/(0.6/0.8/1.2/1.5)	9000	10800	0.6	0.8	1.2	1.5	150	144	DN80 Flange (HG/T20592RF)
JYPG10200/(0.5/0.7/1/1.3)	10200	12240	0.5	0.7	1	1.3	160		
JYPG11500/(0.4/0.6/0.9/1.2)	11500	13800	0.4	0.6	0.9	1.2	170	144	DN100 Flange (HG/T20592RF)

PERFORMANCE PARAMETER (METAL DIAPHRAGM)

Model	Flow(L/h)		Pressure (MPa)				Plunger mm	SPM	Connection
	50Hz	60Hz	5.5kW	7.5kW	11kW	15kW			
JYPG80/(50/70)	80	96	50	70	/	/	16	144	DN15 Flange (HG/T20615TG)
JYPG210/(43/58)	210	252	/	/	43	58	25		
JYPG310/40	310	372	/	/	/	40	30		
JYPG370/36	370	444	/	/	/	36	32		

Note: Double or multiple heads can be mounted on one pump base. (Pressure will reduce if power not increased)

JYPW | HYDRAULIC DIAPHRAGM METERING PUMP



- Single Head Max Flow:21000L/H @50Hz; 25200L/H @60Hz;
- Max Pressure:70MPa
- Adjust ratio: 1:400
- Accuracy: ±1%
- Control: Manual stroke
- Head and Check Valve Material : SS304;SS316L; other material on request
- Diaphragm material: PTFE(Pressure 30Mpa and below)
Metal(Pressure 30Mpa above)
- Ball Material :SS316
- Ball Quantity. : two balls(DN15); single ball(DN25&DN40); 90 ° Angle valve (DN50&DN65&80&DN100&DN125)(without balls)
- Gasket Material : PP(Standard); PTFE (Temperature 100-150° C) ;Copper(Temperature above 150 ° C);Angle valve with PTFE gasket
- Liquid temperature range : -20.+110 ° C (PVC);-20.+110 ° C (SS304/316/316L/PTFE/PVDF); above 110° C have to be with cooling ;max 350° C
- Power: standard IE3 380V 50Hz 3ph ; others on request; Vfmotor;Exd Motor
- Double diaphragms options: With pressure gage/pressure sensor/alarms

PERFORMANCE PARAMETER (PTFE DIAPHRAGM)

Model	Flow(L/h)		Pressure (MPa)				Plunger mm	SPM	Connection
	50Hz	60Hz	15kW	18.5kW	22kW	30kW			
JYPW110/30	110	132	30	/	/	/	20	96	DN15 Flange (HG/T20615TG)
JYPW180/30	180	216	30	/	/	/	25		
JYPW260/30	260	312	30	/	/	/	30		
JYPW310/30	310	372	30	/	/	/	32	96	DN25 Flange (HG/T20615TG)
JYPW380/30	380	456	30	/	/	/	36		
JYPW500(27/30)	500	600	27	30	/	/	40		
JYPW650(21/27/30)	650	780	21	27	30	/	45	96	DN40 Flange (HG/T20615TG) (HG/T20592RF)
JYPW820(17/21/25.5/30)	820	984	17	21	25.5	30	50		
JYPW1000(14.5/17.5/21/29)	1000	1200	14.5	17.5	21	29	55		
JYPW1200(12/15/18/24)	1200	1440	12	15	18	24	60		
JYPW1320(11/13.5/16/21)	1320	1584	11	13.5	16	21	63		
JYPW1410(10.2/12.8/15.2/20)	1410	1692	10.2	12.8	15.2	20	65		
JYPW1650(9/11/13/18)	1650	1980	9	11	13	18	70		
JYPW1900(8/10/12/16)	1900	2280	8	10	12	16	75		
JYPW2200(7/8.5/10.5/14)	2200	2640	7	8.5	10.5	14	80		
JYPW2450(6/7.5/9/12)	2450	2940	6	7.5	9	12	85		
JYPW2800(5.4/6.8/8/10.6)	2800	3360	5.4	6.8	8	10.6	90		
JYPW3100(4.8/6/7.1/9.5)	3100	3720	4.8	6	7.1	9.5	95		
JYPW3400(4.4/5.5/6.5/8.8)	3400	4080	4.4	5.5	6.5	8.8	100		
JYPW4200(3.5/4.5/5.3/7)	4200	5040	3.5	4.5	5.3	7	110		
JYPW5000(3/3.8/4.5/6)	5000	6000	3	3.8	4.5	6	120		
JYPW5800(2.5/3.2/3.8/5.1)	5800	6960	2.5	3.2	3.8	5.1	130		
JYPW6800(2.2/2.8/3.3/4.5)	6800	8160	2.2	2.8	3.3	4.5	140		
JYPW8000(1.9/2.4/2.9/3.9)	8000	9600	1.9	2.4	2.9	3.9	150		
JYPW9000(1.7/2.1/2.5/3.4)	9000	10800	1.7	2.1	2.5	3.4	160		
JYPW10100(1.5/1.9/2.2/3)	10100	12120	1.5	1.9	2.2	3	170		
JYPW11400(1.4/1.7/2/2.8)	11400	13680	1.4	1.7	2	2.8	180		
JYPW12700(1.2/1.5/1.8/2.5)	12700	15240	1.2	1.5	1.8	2.5	190		
JYPW14000(1.1/1.4/1.6/2.3)	14000	16800	1.1	1.4	1.6	2.3	200		
JYPW15200(1.1/1.3/1.5/2.2)	15200	18240	1.1	1.3	1.5	2.2	170		
JYPW17000(1/1.2/1.5/2)	17000	20400	1	1.2	1.5	2	180		
JYPW19000(0.9/1.1/1.3/1.8)	19000	22800	0.9	1.1	1.3	1.8	190		
JYPW21000(0.8/1/1.2/1.6)	21000	25200	0.8	1	1.2	1.6	200		

PERFORMANCE PARAMETER (METAL DIAPHRAGM)

Model	Flow(L/h)		Pressure (MPa)				Plunger mm	SPM	Connection
	50Hz	60Hz	15kW	18.5kW	22kW	30kW			
JYPW110/70	110	132	70	/	/	/	20	96	DN15 Flange (HG/T20615TG)
JYPW180(65/70)	180	216	65	70	/	/	25		
JYPW260(45/58/70)	260	312	45	58	70	/	30		
JYPW310(40/50/60/70)	310	372	40	50	60	70	32	96	DN25 Flange (HG/T20615TG)
JYPW380(32/41/48/66)	380	456	32	41	48	66	36		
JYPW500(34/40/54)	500	600	/	34	40	54	40		
JYPW650(31/42)	650	780	/	/	31	42	45	96	DN25 Flange (HG/T20615TG)
JYPW820/35	820	984	/	/	/	35	50		

Note: Double or multiple heads can be mounted on one pump base. (Pressure will reduce if power not increased)

SYPZ | HYDRAULIC DIAPHRAGM METERING PUMP



- Max Flow : Qmax=2600L/H@50Hz;3120L/H@60Hz
- Max Pressure : Pmax=15MPa
- Accuracy: ±1%
- Head and Check Valve Material : SS304;SS316L;Others on request
- Diaphragm Material : PTFE(Pressure 30Mpa and below)
- Ball Material :SS316
- Gasket Material :PP(Standard); PTFE (Temperature 100-150° C) ;Copper(Temperature above 150 ° C)
- Liquid temperature range : -20.+110 ° C (SS304/316L);
- Power: standard IE3 380V 50Hz 3ph ; others on request; Vfmotor; Explosion-proof Motor
- Double diaphragms options: With pressure gage/pressure sensor/alarms

PERFORMANCE PARAMETER (PTFE DIAPHRAGM)

Model	Flow(L/h)		Pressure Mpa	Plunger mm	Motor	Inlet	Connection
	50Hz	60Hz					
SYPZ25/5	25	30	5※	10	1.5KW	DN25 Flange (HG/T20592RF)	DN15 Flange (HG/T20592RF)
SYPZ40/5	40	48	5※	12			
SYPZ75/5	75	90	5※	16			
SYPZ115/5	115	138	5※	20			
SYPZ180/5	180	216	5※	25		DN40 Flange (HG/T20592RF)	DN25 Flange (HG/T20592RF)
SYPZ260/5	260	312	5※	30			
SYPZ390/4.4	390	468	4.4	36			
SYPZ500/3.5	500	600	3.5	40			
SYPZ620/2.8	620	744	2.8	45		DN50 Flange (HG/T20592RF)	DN40 Flange (HG/T20592RF)
SYPZ780/2.2	780	936	2.2	50			
SYPZ950/1.8	950	1140	1.8	55			
SYPZ1100/1.5	1100	1320	1.5	60			
SYPZ1300/1.3	1300	1560	1.3	65		DN65 Flange (HG/T20592RF)	DN50 Flange (HG/T20592RF)
SYPZ1500/1.1	1500	1800	1.1	70			
SYPZ1800/1	1800	2160	1	75			
SYPZ2000/0.8	2000	2400	0.8	80			
SYPZ2300/0.6	2300	2760	0.6	85	96	DN25 Flange (HG/T20615TG)	
SYPZ2600/0.5	2600	3120	0.5	90			

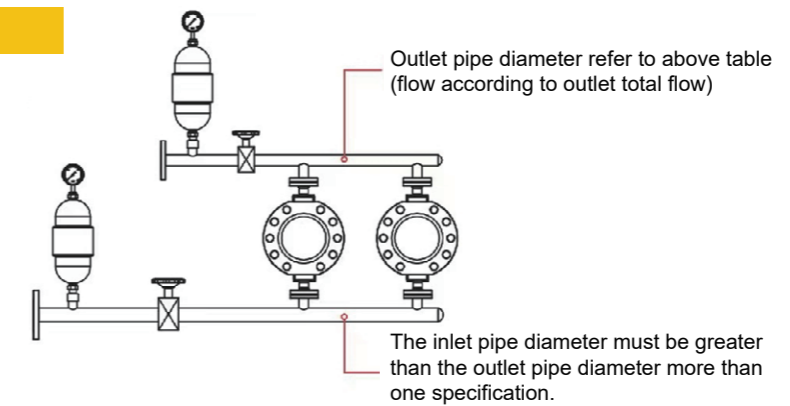
Note: The "pressure" marked with ※ in the table can be customized to 5-15MPa, and the corresponding flow rate will change.

MULTI PUMP PIPELINE DIAMETER

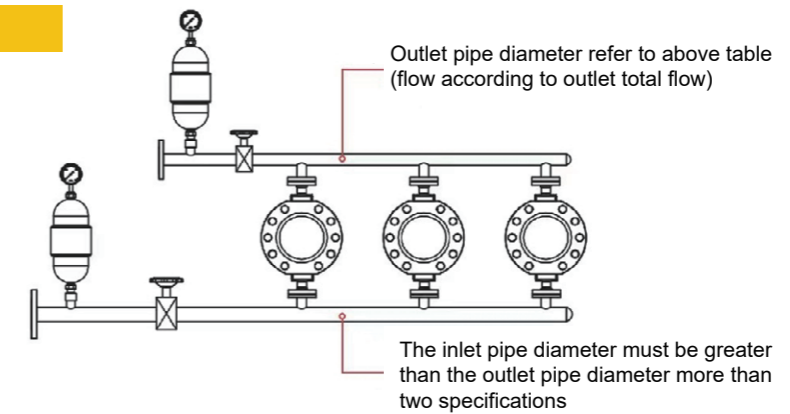
Recommended values for flow rate and pipe diameter of metering pumps

Pipe(mm)	Φ3	Φ6	Φ8	DN10	DN15	DN20	DN25	DN32	DN40
Flow(L/h)	0-1	0-18	18-40	40-110	110-300	300-500	500-900	900-1500	1500-2500
Pipe(mm)	DN50	DN65	DN80	DN100	DN125	DN150	DN200	DN250	DN300
Flow(m ³ /h)	2.5-4.5	4.5-7	7-10	10-15	15-23	23-35	35-62	62-95	95-135

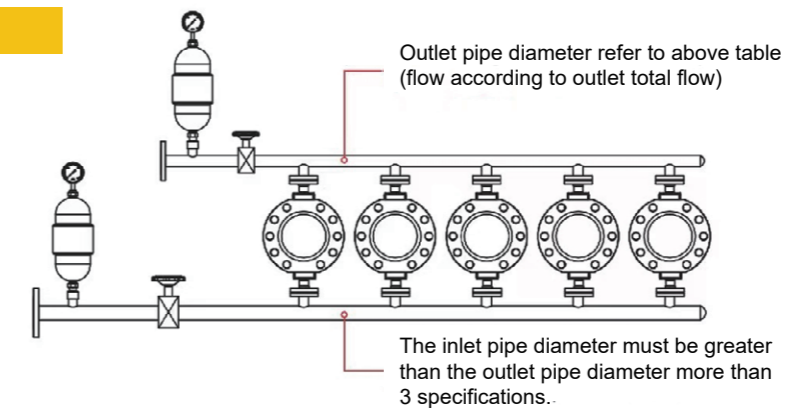
DUPLEX HEADS



TRIPLEX HEADS



FIVE HEADS



LIGAO

Trustworthy Pump Made By Ligao